

Appendix D

Impact Air Quality Monitoring Results

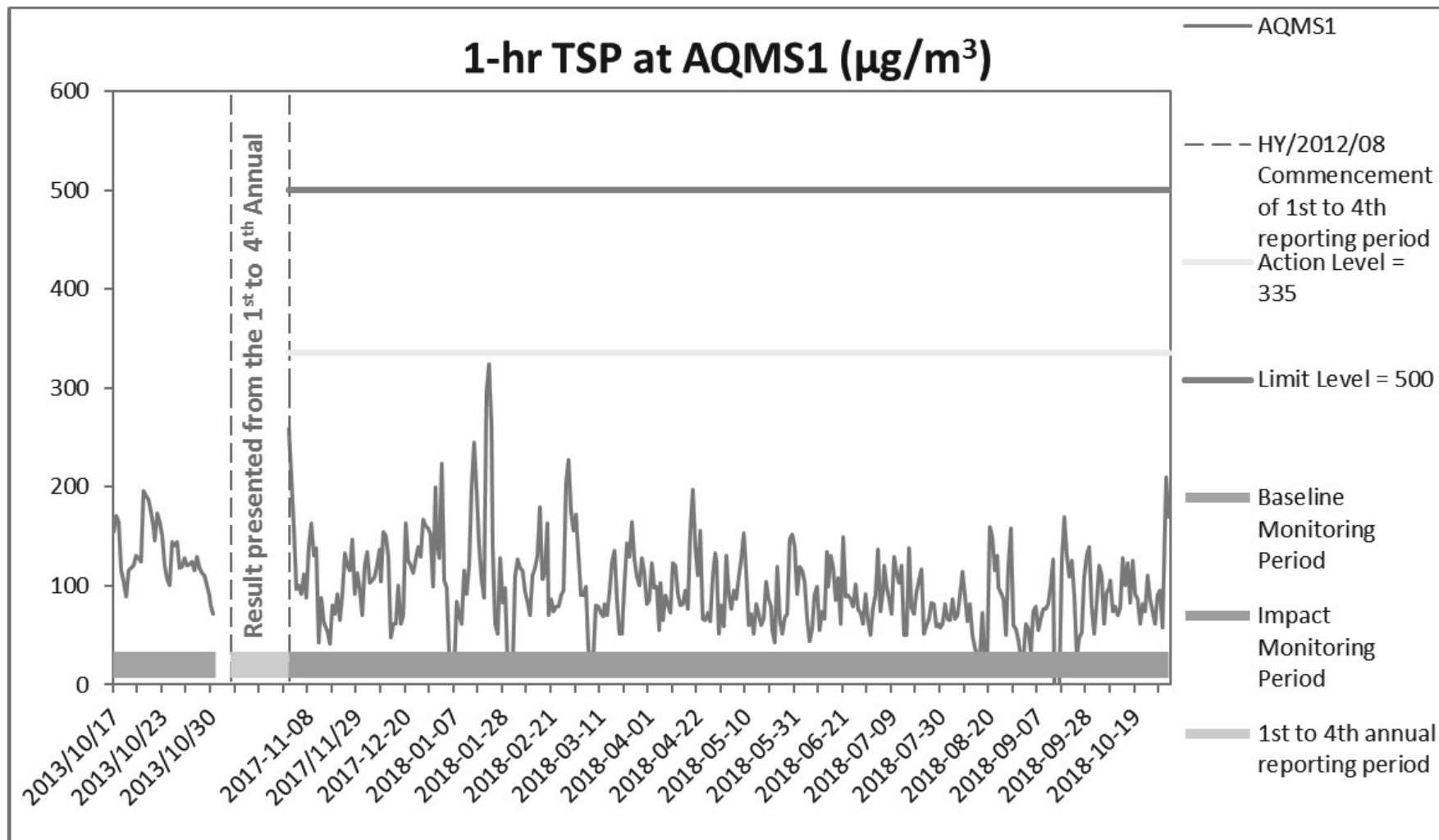


Figure D.1 Baseline & Impact Monitoring - 1-hour Total Suspended Particulates ($\mu\text{g}/\text{m}^3$) at AQMS1 between 17 October 2013 and 31 October 2018 during Baseline & Impact Monitoring period. Weather condition within the reporting period varied between sunny to rainy. The overall monitoring results were not affected by weather conditions. Major land-based construction activities included: Construction of Cross Passage Tympanum, Bulk Excavation, CSM Ground Treatment, TBM Tunnel Works & Excavation of sub-sea tunnel. Ref: 0212330_Impact AQM graphs_5thAnnual_REV a.xlsx



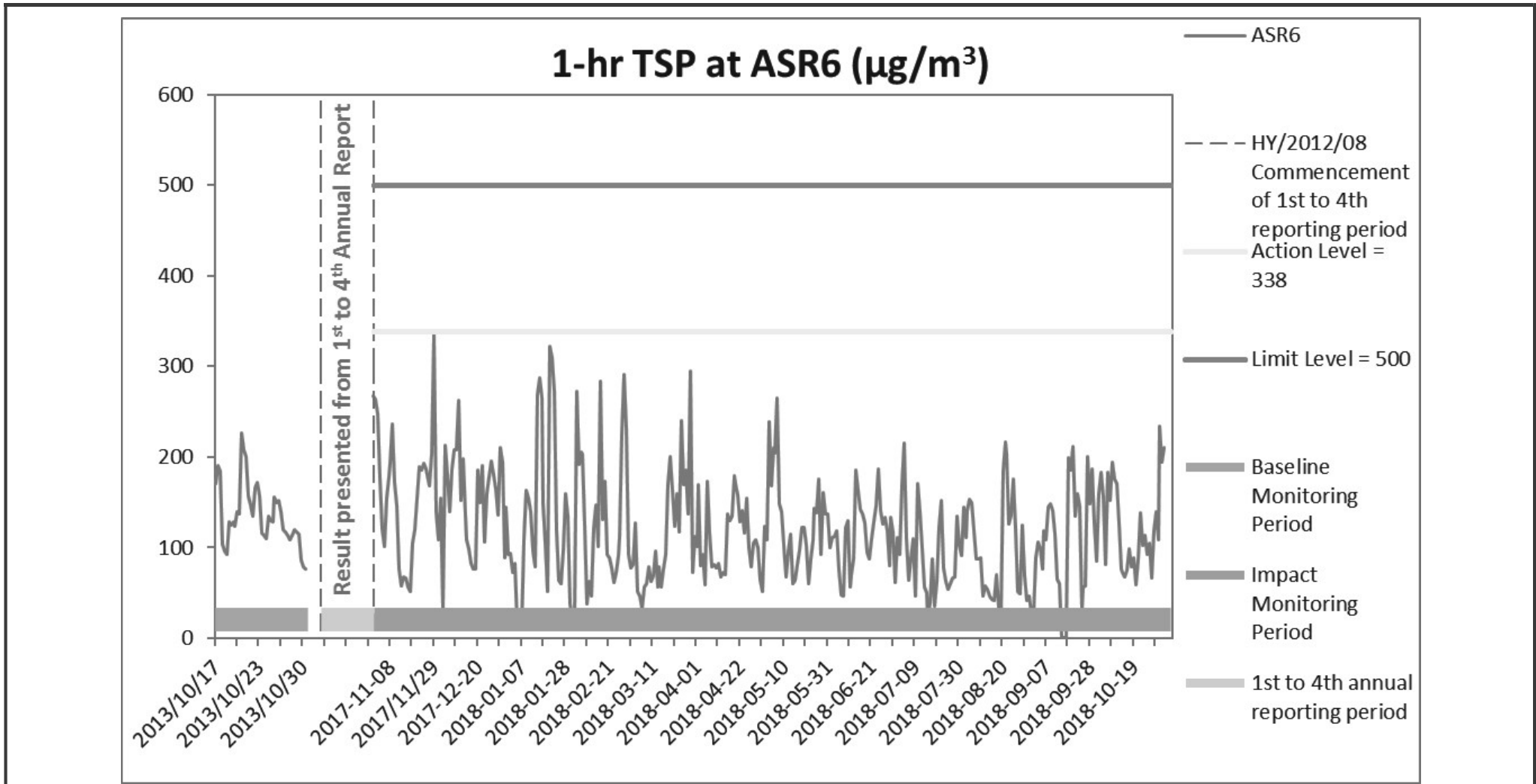


Figure D.2 Baseline & Impact Monitoring - 1-hour Total Suspended Particulates ($\mu\text{g}/\text{m}^3$) at AQMS2/ASR6 between 17 October 2013 and 31 October 2018 during Baseline & Impact Monitoring period. Weather condition within the reporting period varied between sunny to rainy. The overall monitoring results were not affected by weather conditions. Major land-based construction activities included: Construction of Cross Passage Tympanum, Bulk Excavation, CSM Ground Treatment, TBM Tunnel Works & Excavation of sub-sea tunnel. Ref: 0212330_Impact AQM graphs_5thAnnual_REV a.xlsx



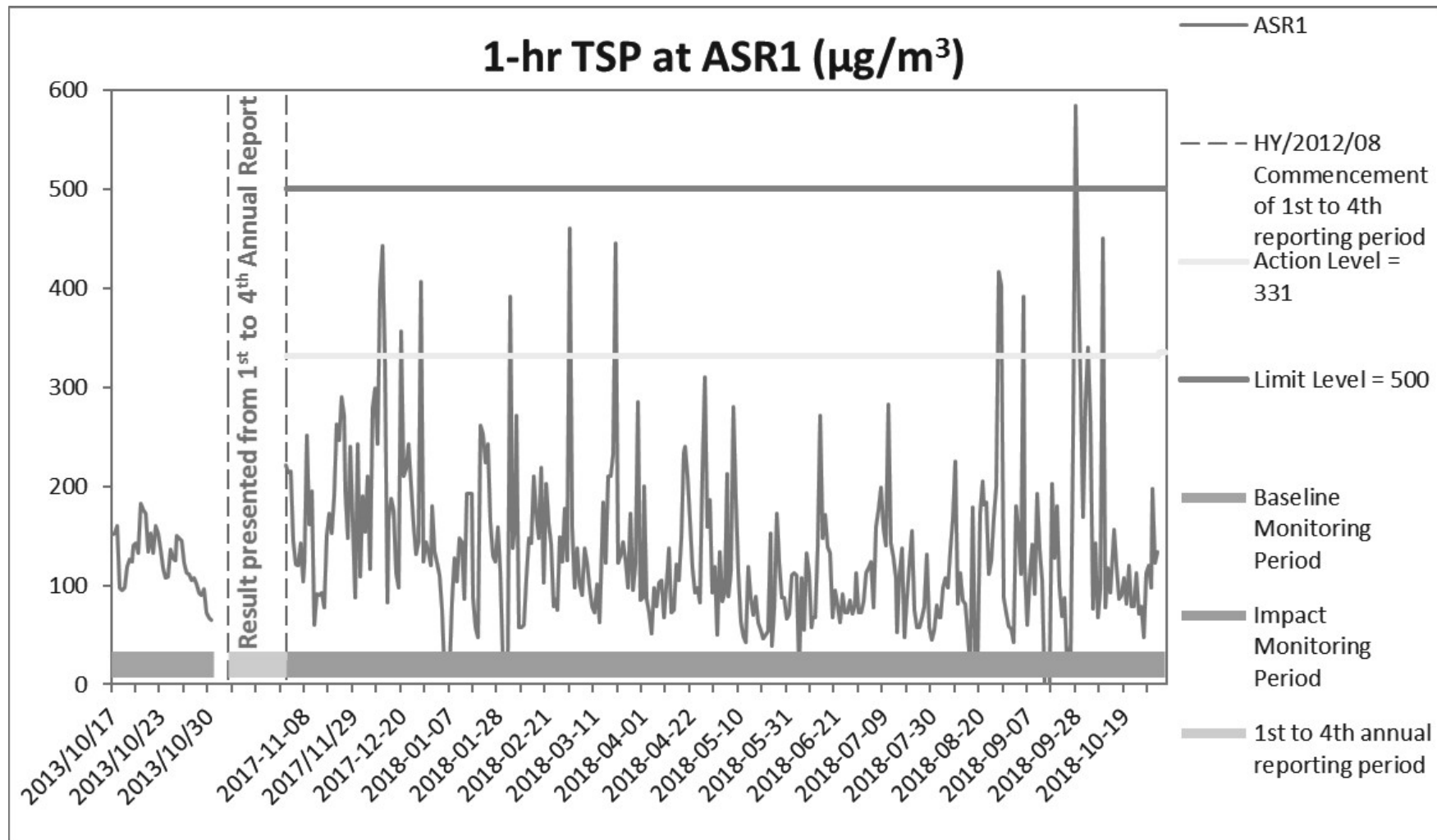


Figure D.3 Baseline & Impact Monitoring - 1-hour Total Suspended Particulates ($\mu\text{g}/\text{m}^3$) at ASR1 between 17 October 2013 and 31 October 2018 during Baseline & Impact Monitoring period. Weather condition within the reporting period varied between sunny to rainy. The overall monitoring results were not affected by weather conditions. Major land-based construction activities included: Construction of Cross Passage Tympanum, Bulk Excavation, CSM Ground Treatment, TBM Tunnel Works & Excavation of sub-sea tunnel. Ref: 0212330_Impact AQM graphs_5thAnnual_REV a.xlsx



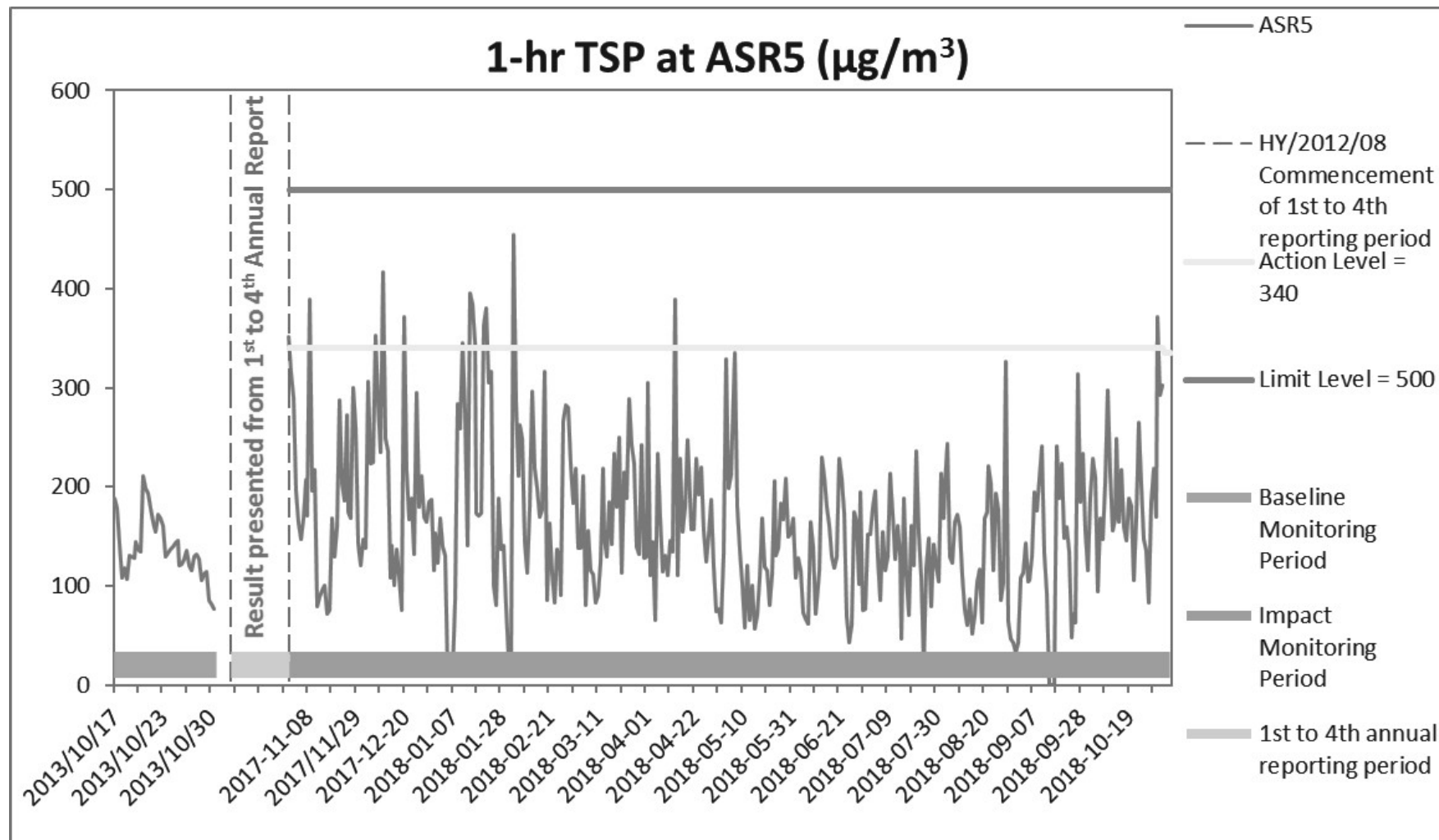


Figure D.4 Baseline & Impact Monitoring - 1-hour Total Suspended Particulates ($\mu\text{g}/\text{m}^3$) at ASR5 between 17 October 2013 and 31 October 2018 during Baseline & Impact Monitoring period. Weather condition within the reporting period varied between sunny to rainy. The overall monitoring results were not affected by weather conditions. Major land-based construction activities included: Construction of Cross Passage Tympanum, Bulk Excavation, CSM Ground Treatment, TBM Tunnel Works & Excavation of sub-sea tunnel. Ref: 0212330_Impact AQM graphs_5thAnnual_REV a.xlsx



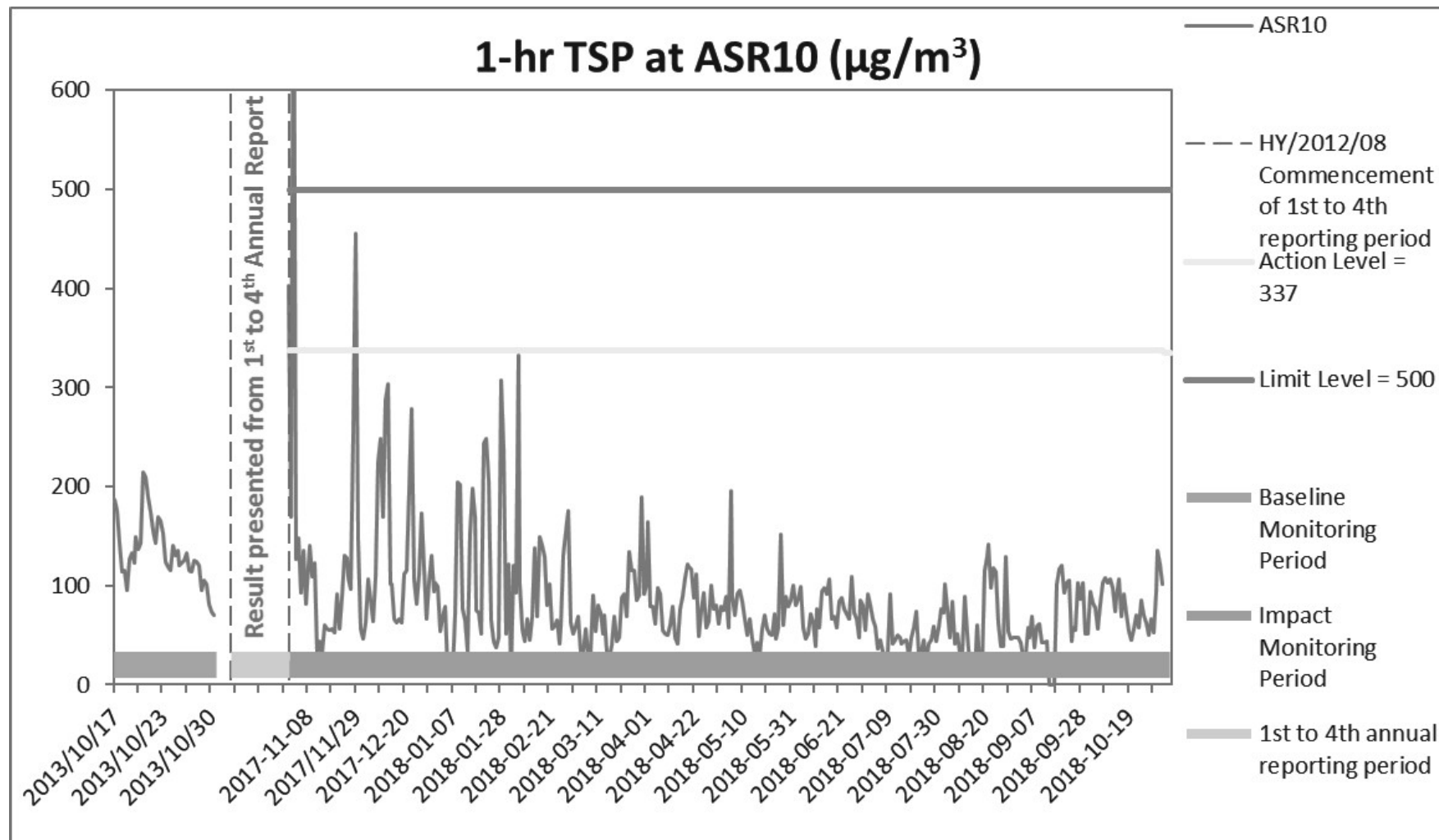


Figure D.5 Baseline & Impact Monitoring - 1-hour Total Suspended Particulates ($\mu\text{g}/\text{m}^3$) at ASR10 between 17 October 2013 and 31 October 2018 during Baseline & Impact Monitoring period. Weather condition within the reporting period varied between sunny to rainy. The overall monitoring results were not affected by weather conditions. Major land-based construction activities included: Construction of Cross Passage Tympanum, Bulk Excavation, CSM Ground Treatment, TBM Tunnel Works & Excavation of sub-sea tunnel. Ref: 0212330_Impact AQM graphs_5thAnnual_REV a.xlsx



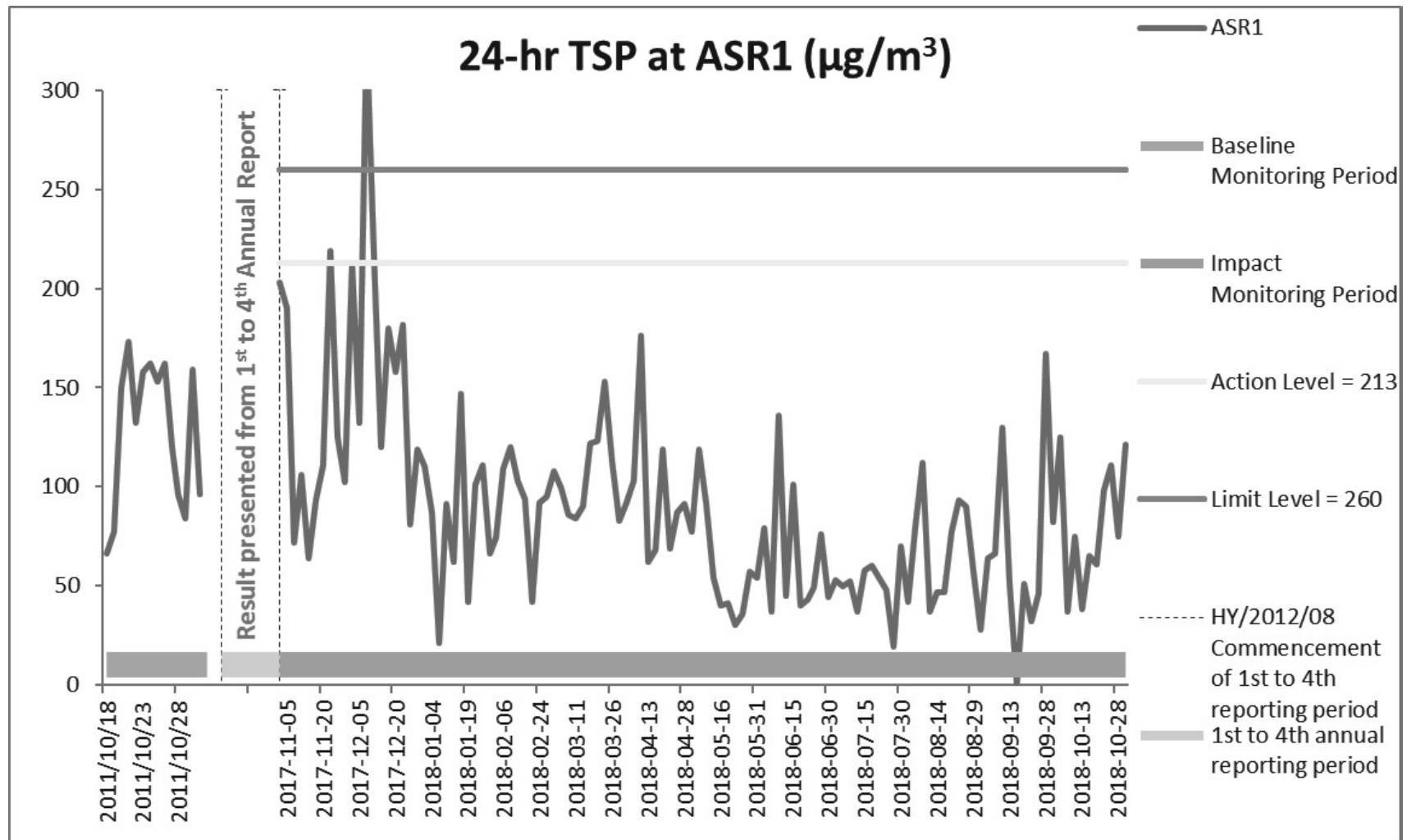


Figure D.6 Baseline & Impact Monitoring - 24-hour Total Suspended Particulates ($\mu\text{g}/\text{m}^3$) at ASR1 between 17 October 2013 and 31 October 2018 during Baseline & Impact Monitoring period. Weather condition within the reporting period varied between sunny to rainy. The overall monitoring results were not affected by weather conditions. Major land-based construction activities included: Construction of Cross Passage Tympanum, Bulk Excavation, CSM Ground Treatment, TBM Tunnel Works & Excavation of sub-sea tunnel. Ref: 0212330_Impact AQM graphs_5thAnnual_REV a.xlsx

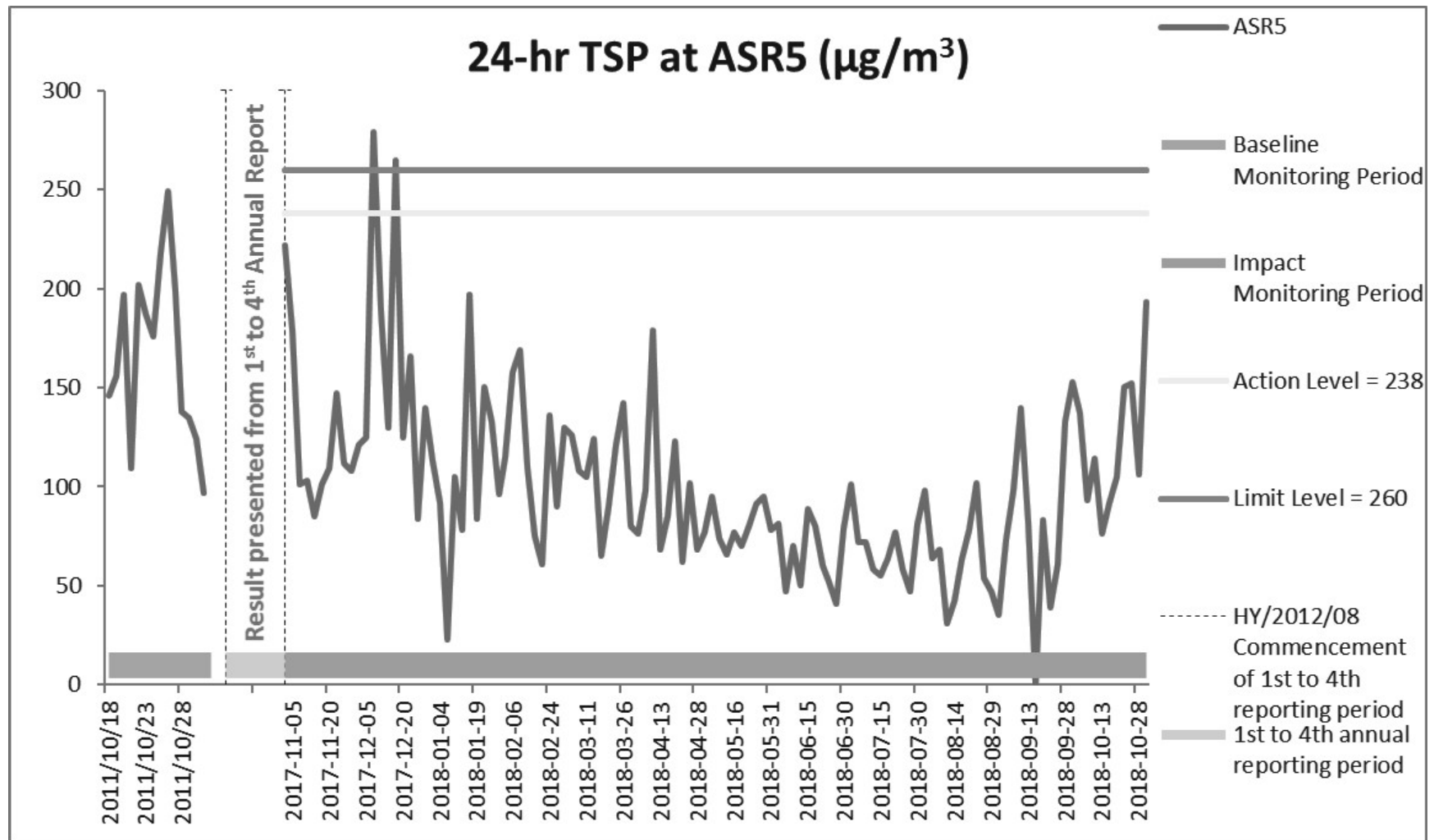


Figure D.7 Baseline & Impact Monitoring - 24-hour Total Suspended Particulates ($\mu\text{g}/\text{m}^3$) at ASR5 between 17 October 2013 and 31 October 2018 during Baseline & Impact Monitoring period. Weather condition within the reporting period varied between sunny to rainy. The overall monitoring results were not affected by weather conditions. Major land-based construction activities included: Construction of Cross Passage Tympanum, Bulk Excavation, CSM Ground Treatment, TBM Tunnel Works & Excavation of sub-sea tunnel. Ref: 0212330_Impact AQM graphs_5thAnnual_REV a.xlsx



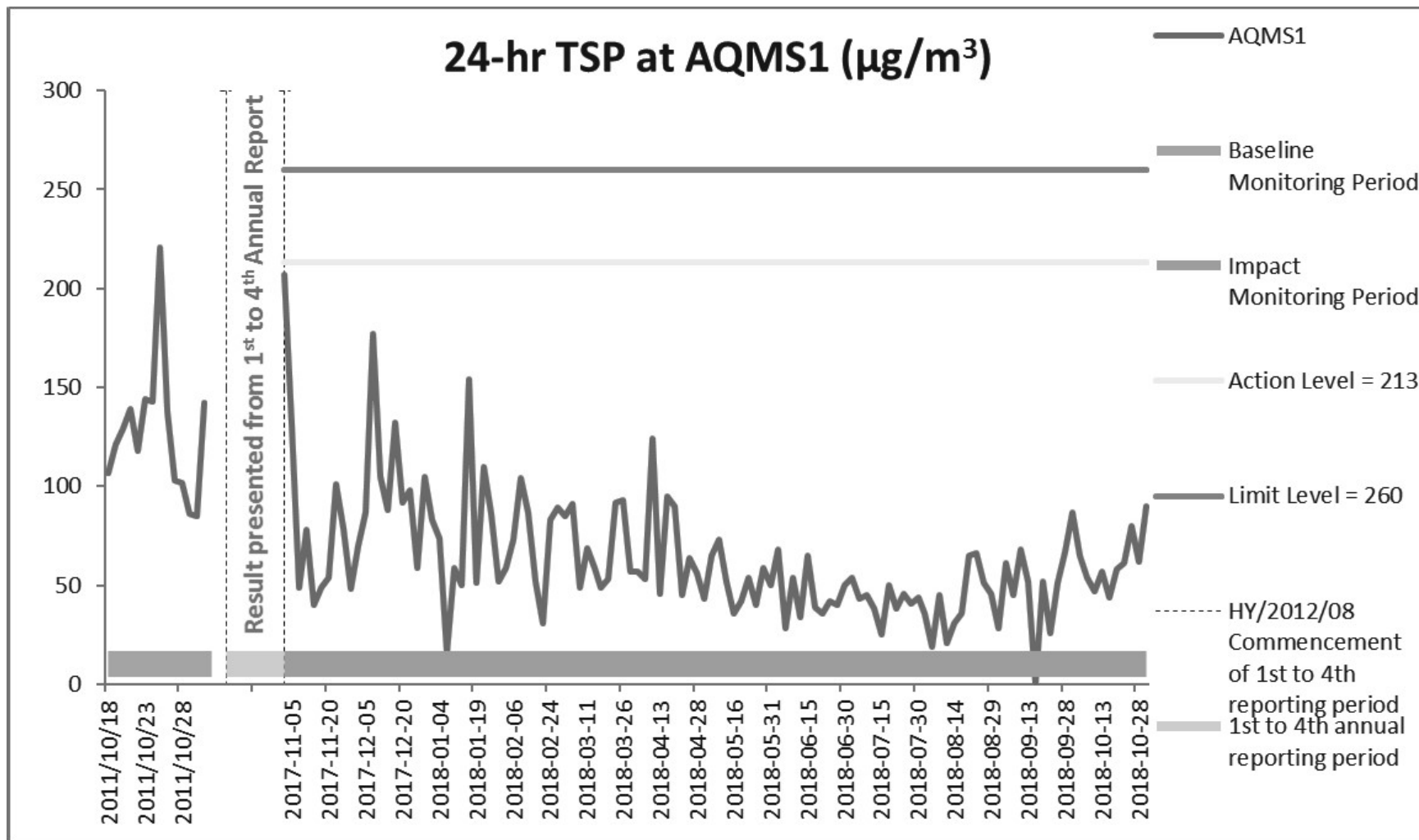


Figure D.8 Baseline & Impact Monitoring - 24-hour Total Suspended Particulates ($\mu\text{g}/\text{m}^3$) at AQMS1 between 17 October 2013 and 31 October 2018 during Baseline & Impact Monitoring period. Weather condition within the reporting period varied between sunny to rainy. The overall monitoring results were not affected by weather conditions. Major land-based construction activities included: Construction of Cross Passage Tympanum, Bulk Excavation, CSM Ground Treatment, TBM Tunnel Works & Excavation of sub-sea tunnel. Ref: 0212330_Impact AQM graphs_5thAnnual_REV a.xlsx



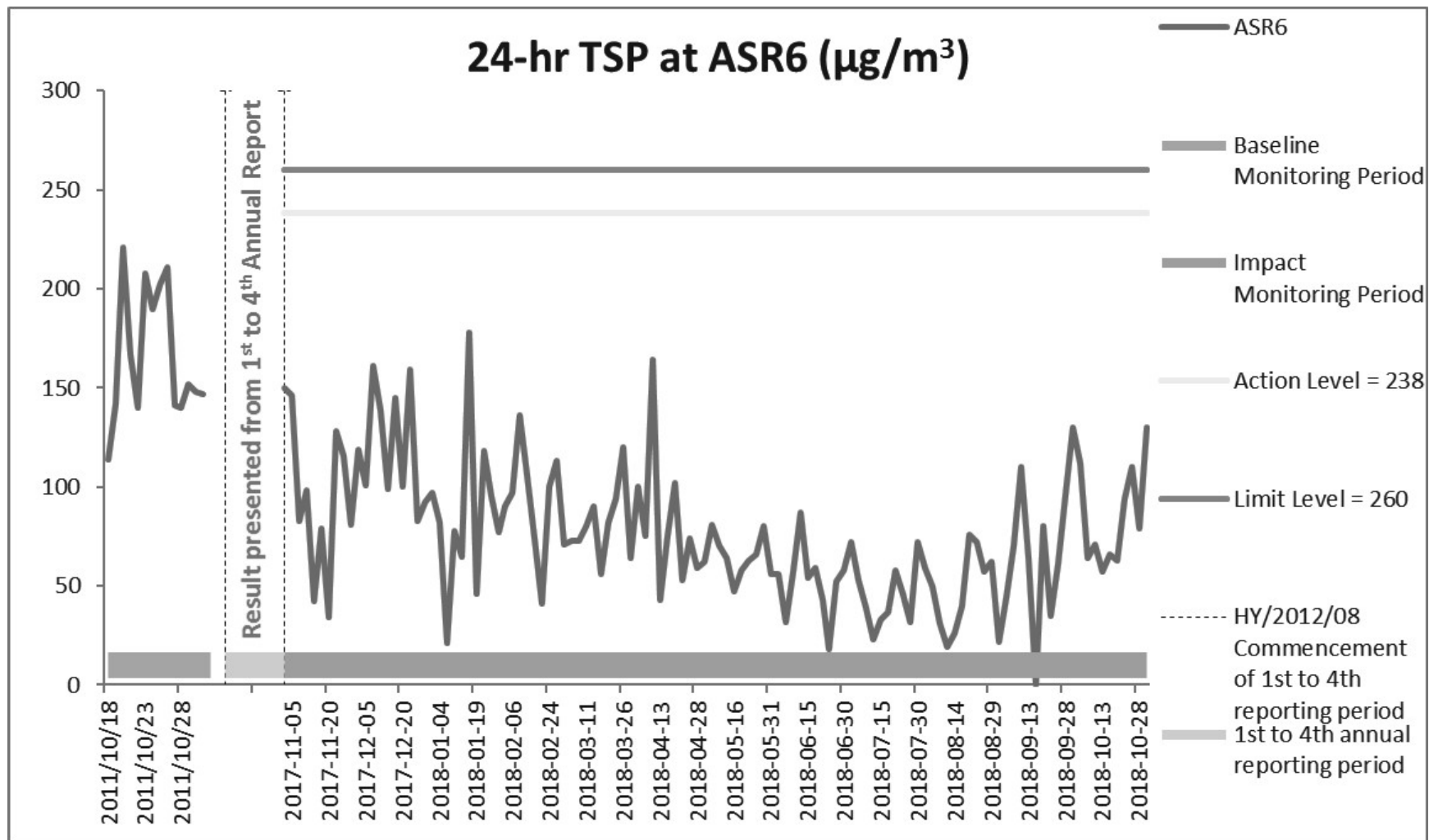


Figure D.9 Baseline & Impact Monitoring - 24-hour Total Suspended Particulates ($\mu\text{g}/\text{m}^3$) at AQMS2/ASR6 between 17 October 2013 and 31 October 2018 during Baseline & Impact Monitoring period. Weather condition within the reporting period varied between sunny to rainy. The overall monitoring results were not affected by weather conditions. Major land-based construction activities included: Construction of Cross Passage Tympanum, Bulk Excavation, CSM Ground Treatment, TBM Tunnel Works & Excavation of sub-sea tunnel. Ref: 0212330_Impact AQM graphs_5thAnnual_REV a.xlsx



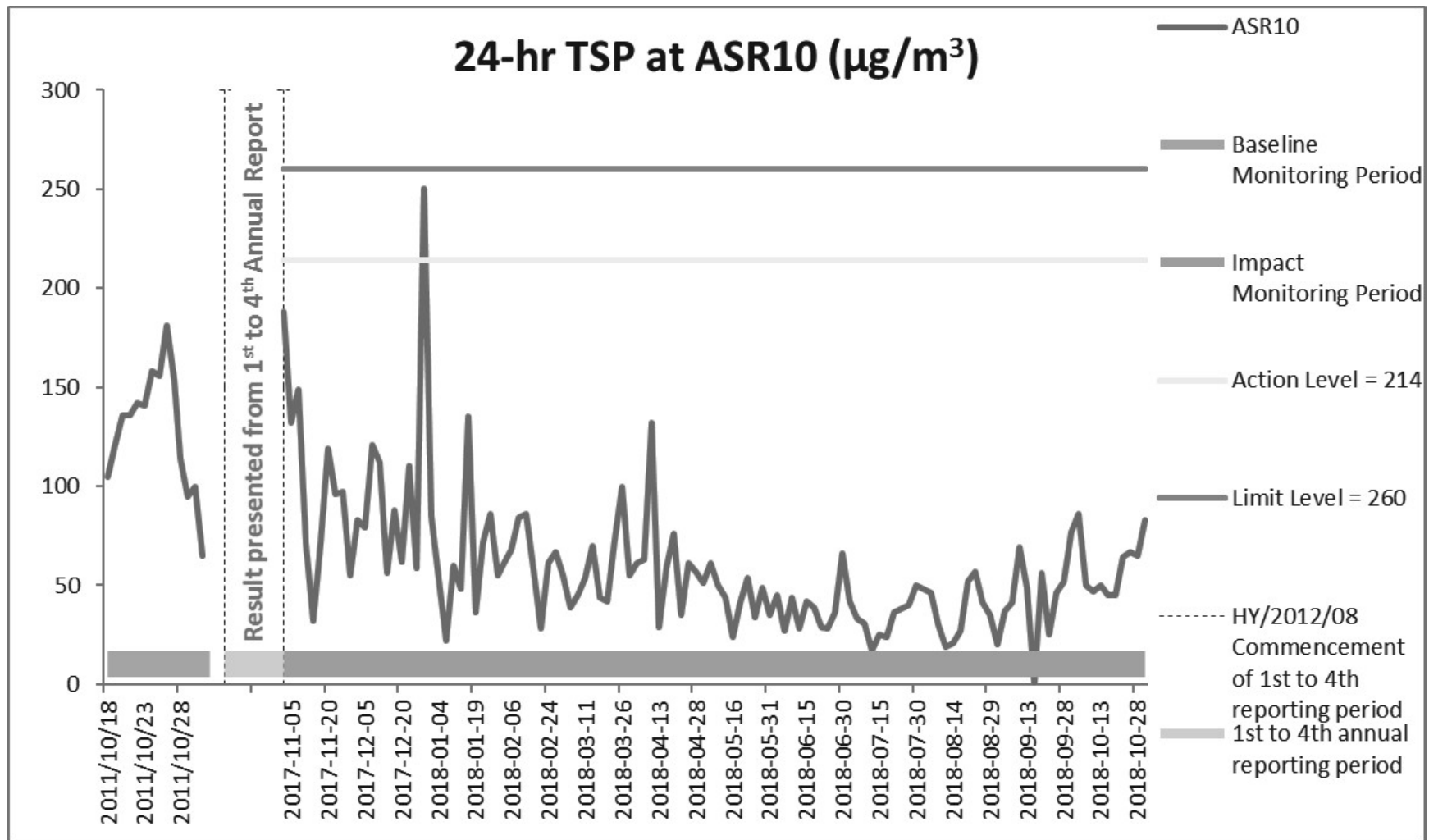


Figure D.10 Baseline & Impact Monitoring - 24-hour Total Suspended Particulates ($\mu\text{g}/\text{m}^3$) at ASR10 between 17 October 2013 and 31 October 2018 during Baseline & Impact Monitoring period. Weather condition within the reporting period varied between sunny to rainy. The overall monitoring results were not affected by weather conditions. Major land-based construction activities included: Construction of Cross Passage Tympanum, Bulk Excavation, CSM Ground Treatment, TBM Tunnel Works & Excavation of sub-sea tunnel. Ref: 0212330_Impact AQM graphs_5thAnnual_REV a.xlsx

