

Appendix H

Landfill Gas Monitoring
Results and Graphical
Presentation

Landfill Gas Monitoring Results on Methane Level

Project	Works	Date(yyyy-mm-dd)	Monitoring Location	Time (hh:mm, 24hour)	Results (%)	Action Level (%)	Limit Level (%)		
TMCLKL	HY/2017/10	2019/07/17	Ventilation Plant Room	8:15	0	10.0	20.0		
TMCLKL	HY/2017/10	2019/07/17	Ventilation Plant Room	13:15	0				
TMCLKL	HY/2017/10	2019/07/18	Ventilation Plant Room	8:15	0				
TMCLKL	HY/2017/10	2019/07/18	Ventilation Plant Room	13:15	0				
TMCLKL	HY/2017/10	2019/07/19	Ventilation Plant Room	8:15	0				
TMCLKL	HY/2017/10	2019/07/19	Ventilation Plant Room	13:15	0				
TMCLKL	HY/2017/10	2019/07/20	Ventilation Plant Room	8:15	0				
TMCLKL	HY/2017/10	2019/07/20	Ventilation Plant Room	13:15	0				
TMCLKL	HY/2017/10	2019/07/22	Ventilation Plant Room	8:15	0				
TMCLKL	HY/2017/10	2019/07/22	Ventilation Plant Room	13:15	0				
TMCLKL	HY/2017/10	2019/07/23	Ventilation Plant Room	8:15	0				
TMCLKL	HY/2017/10	2019/07/23	Ventilation Plant Room	13:15	0				
TMCLKL	HY/2017/10	2019/07/24	Ventilation Plant Room	8:15	0				
TMCLKL	HY/2017/10	2019/07/24	Ventilation Plant Room	13:15	0				
TMCLKL	HY/2017/10	2019/07/25	Ventilation Plant Room	8:15	0				
TMCLKL	HY/2017/10	2019/07/25	Ventilation Plant Room	13:15	0				
TMCLKL	HY/2017/10	2019/07/26	Ventilation Plant Room	8:15	0				
TMCLKL	HY/2017/10	2019/07/26	Ventilation Plant Room	13:15	0				
TMCLKL	HY/2017/10	2019/07/27	Ventilation Plant Room	8:15	0				
TMCLKL	HY/2017/10	2019/07/27	Ventilation Plant Room	13:15	0				
TMCLKL	HY/2017/10	2019/07/29	Ventilation Plant Room	8:15	0				
TMCLKL	HY/2017/10	2019/07/29	Ventilation Plant Room	13:15	0				
TMCLKL	HY/2017/10	2019/07/30	Ventilation Plant Room	8:15	0				
TMCLKL	HY/2017/10	2019/07/30	Ventilation Plant Room	13:15	0				
TMCLKL	HY/2017/10	2019/07/31	Ventilation Plant Room	8:15	0				
TMCLKL	HY/2017/10	2019/07/31	Ventilation Plant Room	13:15	0				
					Average			0	
					Min.			0	
					Max.			0	

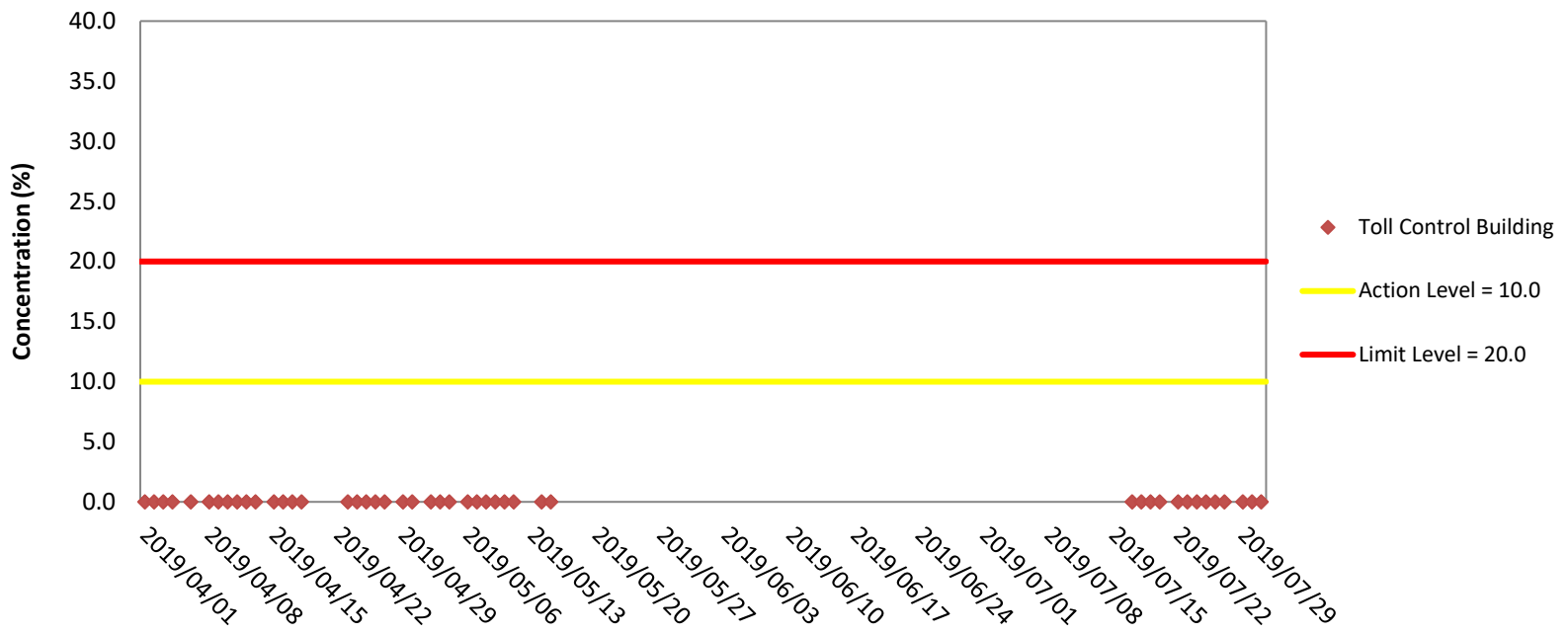
Landfill Gas Monitoring Results on Oxygen Level

Project	Works	Date(yyyy-mm-dd)	Station	Time (hh:mm, 24hour)	Results (%)	Action Level (%)	Limit Level (%)		
TMCLKL	HY/2017/10	2019/07/17	Ventilation Plant Room	8:15	20.8	19.0	18.0		
TMCLKL	HY/2017/10	2019/07/17	Ventilation Plant Room	13:15	20.8				
TMCLKL	HY/2017/10	2019/07/18	Ventilation Plant Room	8:15	20.7				
TMCLKL	HY/2017/10	2019/07/18	Ventilation Plant Room	13:15	20.8				
TMCLKL	HY/2017/10	2019/07/19	Ventilation Plant Room	8:15	20.8				
TMCLKL	HY/2017/10	2019/07/19	Ventilation Plant Room	13:15	20.8				
TMCLKL	HY/2017/10	2019/07/20	Ventilation Plant Room	8:15	20.8				
TMCLKL	HY/2017/10	2019/07/20	Ventilation Plant Room	13:15	20.8				
TMCLKL	HY/2017/10	2019/07/22	Ventilation Plant Room	8:15	20.8				
TMCLKL	HY/2017/10	2019/07/22	Ventilation Plant Room	13:15	20.8				
TMCLKL	HY/2017/10	2019/07/23	Ventilation Plant Room	8:15	20.9				
TMCLKL	HY/2017/10	2019/07/23	Ventilation Plant Room	13:15	20.8				
TMCLKL	HY/2017/10	2019/07/24	Ventilation Plant Room	8:15	20.8				
TMCLKL	HY/2017/10	2019/07/24	Ventilation Plant Room	13:15	20.8				
TMCLKL	HY/2017/10	2019/07/25	Ventilation Plant Room	8:15	20.8				
TMCLKL	HY/2017/10	2019/07/25	Ventilation Plant Room	13:15	20.8				
TMCLKL	HY/2017/10	2019/07/26	Ventilation Plant Room	8:15	20.7				
TMCLKL	HY/2017/10	2019/07/26	Ventilation Plant Room	13:15	20.8				
TMCLKL	HY/2017/10	2019/07/27	Ventilation Plant Room	8:15	20.8				
TMCLKL	HY/2017/10	2019/07/27	Ventilation Plant Room	13:15	20.8				
TMCLKL	HY/2017/10	2019/07/29	Ventilation Plant Room	8:15	20.8				
TMCLKL	HY/2017/10	2019/07/29	Ventilation Plant Room	13:15	20.8				
TMCLKL	HY/2017/10	2019/07/30	Ventilation Plant Room	8:15	20.9				
TMCLKL	HY/2017/10	2019/07/30	Ventilation Plant Room	13:15	20.8				
TMCLKL	HY/2017/10	2019/07/31	Ventilation Plant Room	8:15	20.8				
TMCLKL	HY/2017/10	2019/07/31	Ventilation Plant Room	13:15	20.8				
					Average			20.8	
					Min.			20.7	
					Max.			20.9	

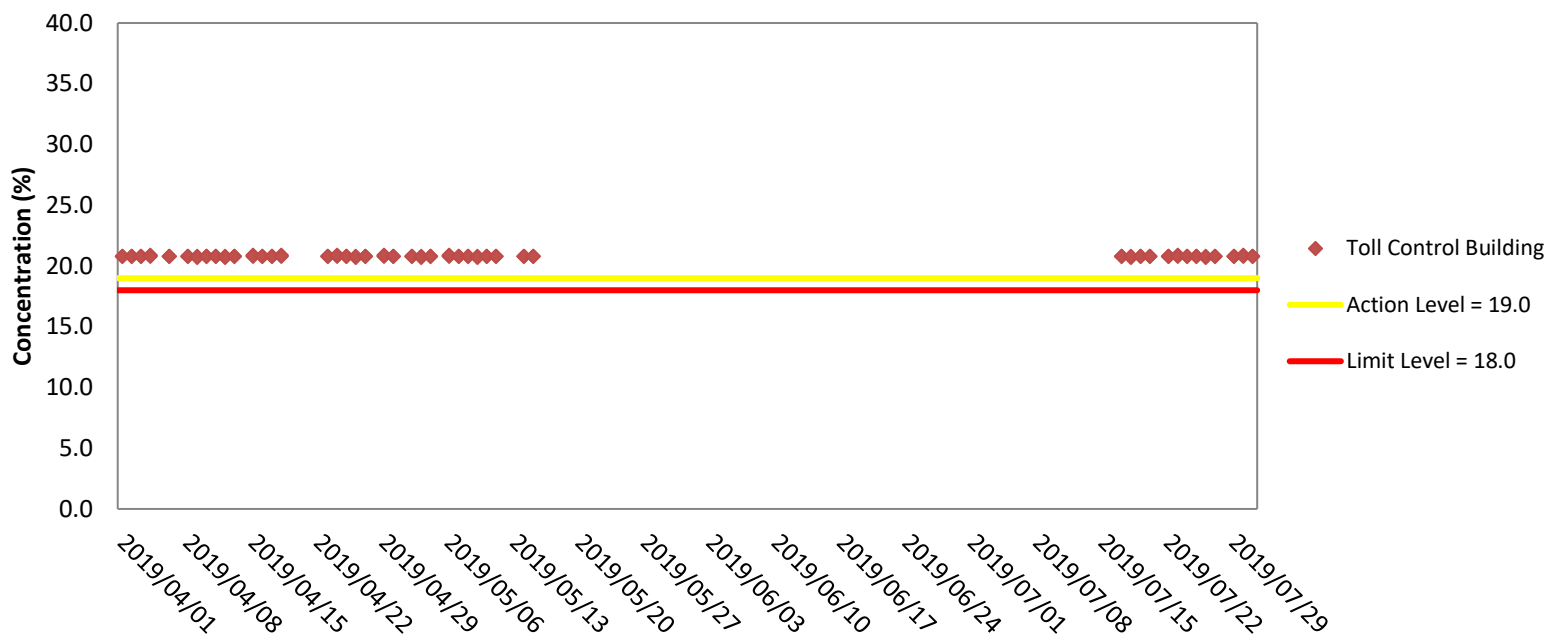
Landfill Gas Monitoring Results on Carbon Dioxide Level

Project	Works	Date(yyyy-mm-dd)	Station	Time (hh:mm, 24hour)	Results (%)	Action Level (%)	Limit Level (%)		
TMCLKL	HY/2017/10	2019/07/17	Ventilation Plant Room	8:15	0.04	0.5	1.5		
TMCLKL	HY/2017/10	2019/07/17	Ventilation Plant Room	13:15	0.03				
TMCLKL	HY/2017/10	2019/07/18	Ventilation Plant Room	8:15	0.04				
TMCLKL	HY/2017/10	2019/07/18	Ventilation Plant Room	13:15	0.03				
TMCLKL	HY/2017/10	2019/07/19	Ventilation Plant Room	8:15	0.03				
TMCLKL	HY/2017/10	2019/07/19	Ventilation Plant Room	13:15	0.03				
TMCLKL	HY/2017/10	2019/07/20	Ventilation Plant Room	8:15	0.03				
TMCLKL	HY/2017/10	2019/07/20	Ventilation Plant Room	13:15	0.03				
TMCLKL	HY/2017/10	2019/07/22	Ventilation Plant Room	8:15	0.04				
TMCLKL	HY/2017/10	2019/07/22	Ventilation Plant Room	13:15	0.03				
TMCLKL	HY/2017/10	2019/07/23	Ventilation Plant Room	8:15	0.03				
TMCLKL	HY/2017/10	2019/07/23	Ventilation Plant Room	13:15	0.03				
TMCLKL	HY/2017/10	2019/07/24	Ventilation Plant Room	8:15	0.04				
TMCLKL	HY/2017/10	2019/07/24	Ventilation Plant Room	13:15	0.03				
TMCLKL	HY/2017/10	2019/07/25	Ventilation Plant Room	8:15	0.04				
TMCLKL	HY/2017/10	2019/07/25	Ventilation Plant Room	13:15	0.03				
TMCLKL	HY/2017/10	2019/07/26	Ventilation Plant Room	8:15	0.03				
TMCLKL	HY/2017/10	2019/07/26	Ventilation Plant Room	13:15	0.03				
TMCLKL	HY/2017/10	2019/07/27	Ventilation Plant Room	8:15	0.03				
TMCLKL	HY/2017/10	2019/07/27	Ventilation Plant Room	13:15	0.03				
TMCLKL	HY/2017/10	2019/07/29	Ventilation Plant Room	8:15	0.03				
TMCLKL	HY/2017/10	2019/07/29	Ventilation Plant Room	13:15	0.03				
TMCLKL	HY/2017/10	2019/07/30	Ventilation Plant Room	8:15	0.04				
TMCLKL	HY/2017/10	2019/07/30	Ventilation Plant Room	13:15	0.03				
TMCLKL	HY/2017/10	2019/07/31	Ventilation Plant Room	8:15	0.03				
TMCLKL	HY/2017/10	2019/07/31	Ventilation Plant Room	13:15	0.03				
					Average			0.03	
					Min.			0.03	
					Max.			0.04	

Landfill Gas Monitoring Results on Methane Level

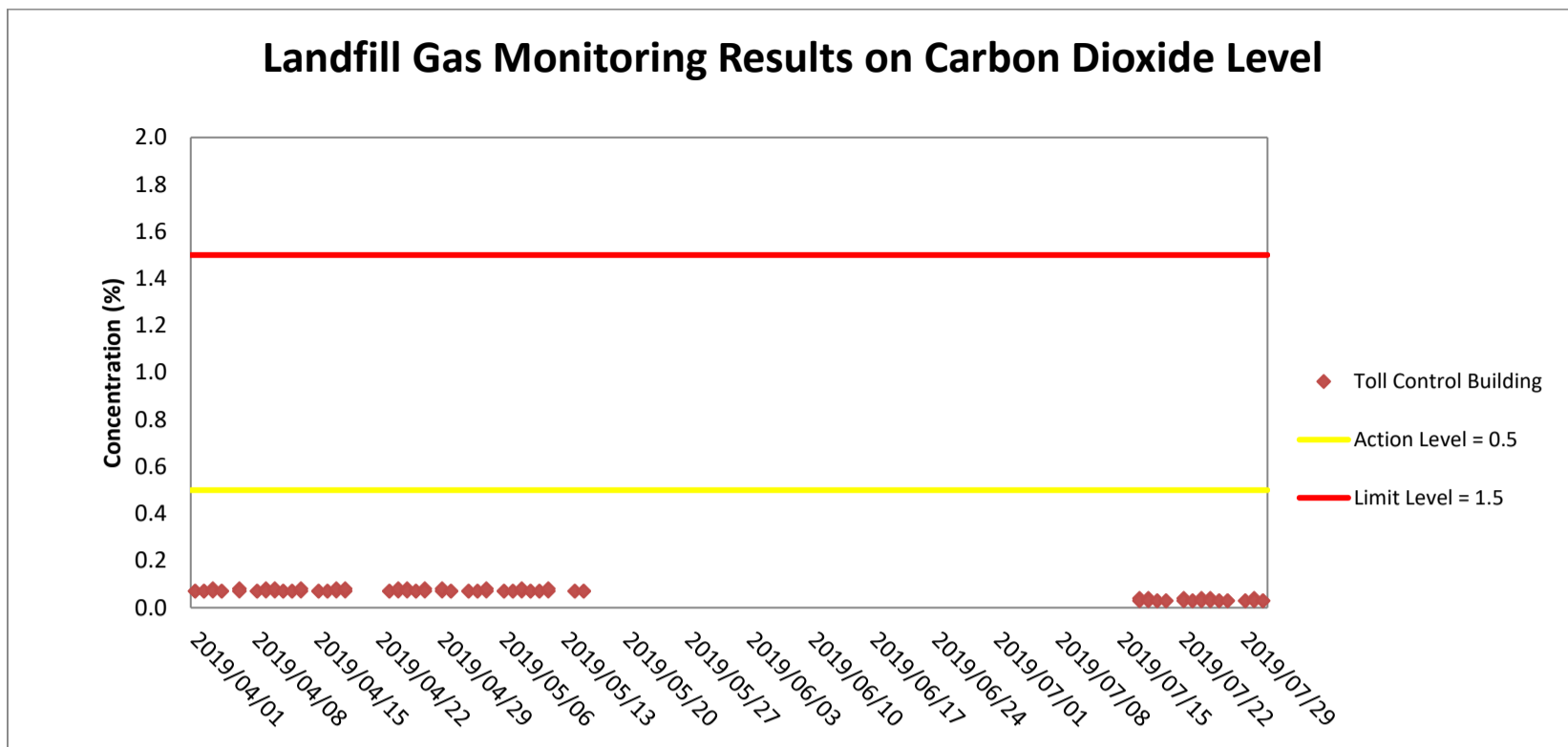


Landfill Gas Monitoring Results on Oxygen Level



Weather condition within the reporting period was sunny to rainy

Major construction works undertaken within the reporting period include Electrical and Mechanical Works and Architectural Builder's Work and Finishes at Toll Control Building, Electrical and Mechanical Works at Ventilation Plant Room, North Ventilation Room and Tunnel, Building Structure at Administration Building, Maintenance Depot, Fire Services Building, Customs and Excise Building and Satellite Control Building and Electrical and Mechanical Works and Architectural Builder's Work and Finishes at Kiosk N2 and Underpass at C3 area.



Weather condition within the reporting period was sunny to rainy

Major construction works undertaken within the reporting period include Electrical and Mechanical Works and Architectural Builder's Work and Finishes at Toll Control Building, Electrical and Mechanical Works at Ventilation Plant Room, North Ventilation Room and Tunnel, Building Structure at Administration Building, Maintenance Depot, Fire Services Building, Customs and Excise Building and Satellite Control Building and Electrical and Mechanical Works and Architectural Builder's Work and Finishes at Kiosk N2 and Underpass at C3 area.