

## Appendix H

# Landfill Gas Monitoring Results and Graphical Presentation

Landfill Gas Monitoring Results on Methane Level

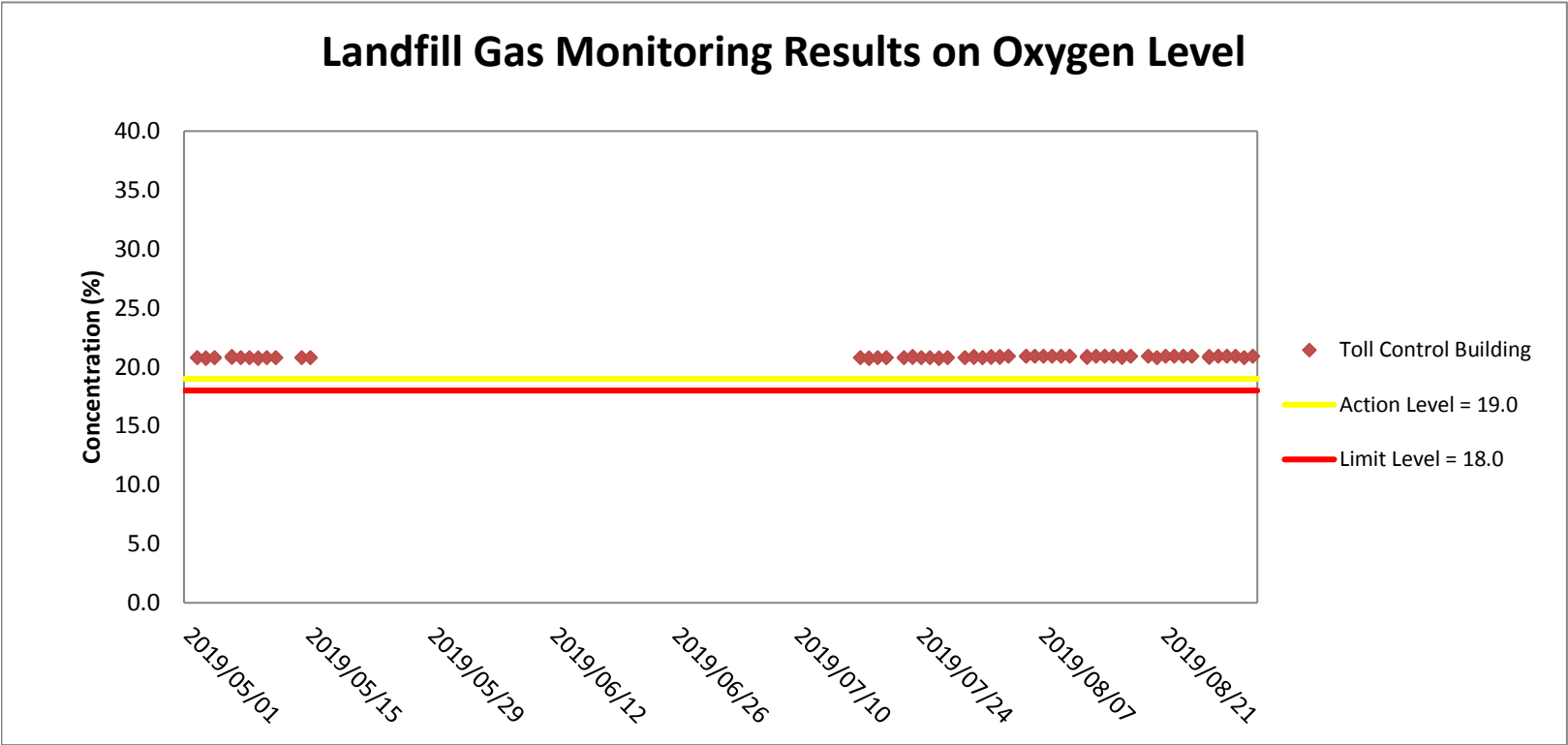
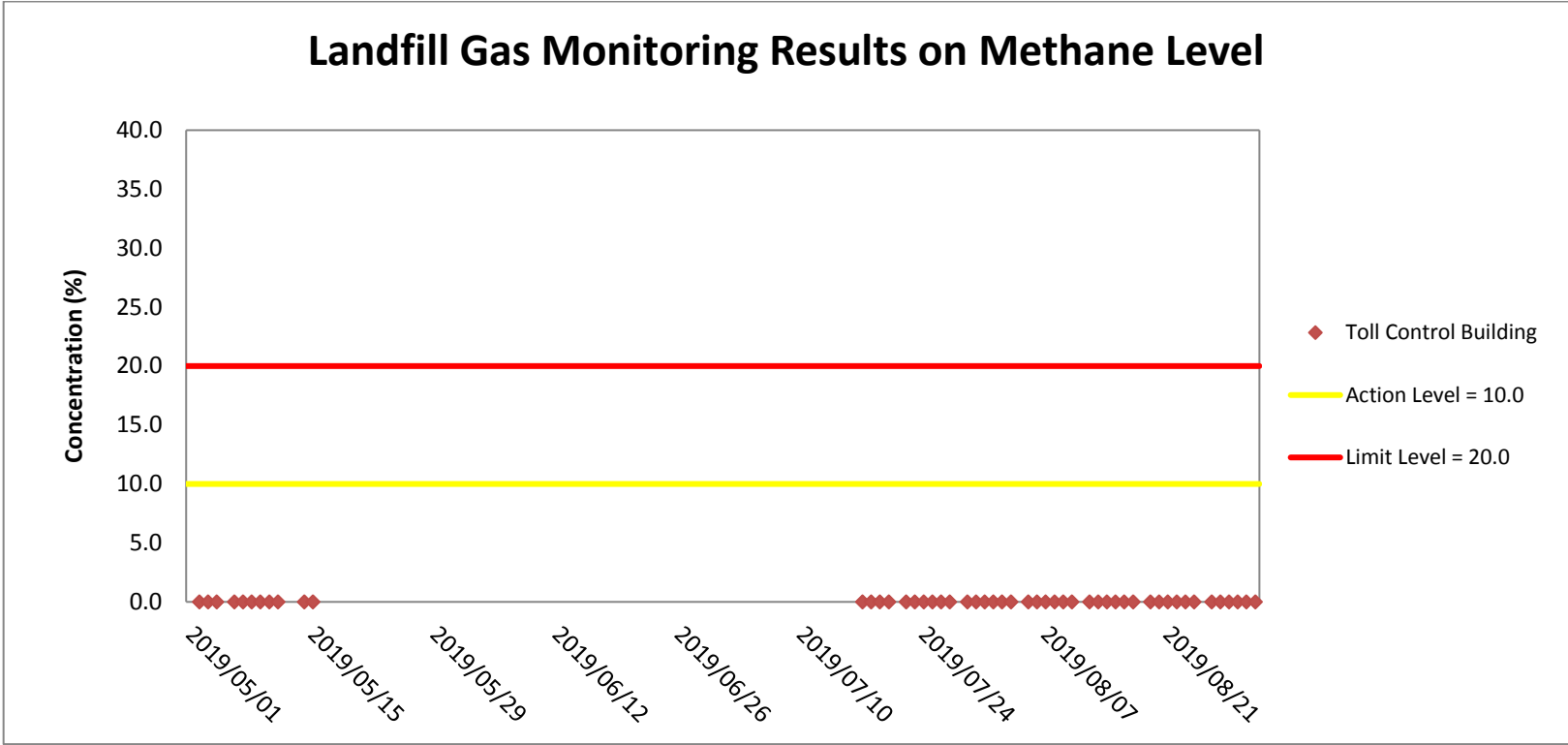
Project	Works	Date(yyyy-mm-dd)	Monitoring Location	Time (hh:mm, 24hour)	Results (%)	Action Level (%)	Limit Level (%)
TMCLKL	HY/2017/10	2019/08/01	Toll Control Building	8:15	0	10.0	20.0
TMCLKL	HY/2017/10	2019/08/01	Toll Control Building	13:15	0		
TMCLKL	HY/2017/10	2019/08/02	Toll Control Building	8:15	0		
TMCLKL	HY/2017/10	2019/08/02	Toll Control Building	13:15	0		
TMCLKL	HY/2017/10	2019/08/03	Toll Control Building	8:15	0		
TMCLKL	HY/2017/10	2019/08/03	Toll Control Building	13:15	0		
TMCLKL	HY/2017/10	2019/08/05	Toll Control Building	8:15	0		
TMCLKL	HY/2017/10	2019/08/05	Toll Control Building	13:15	0		
TMCLKL	HY/2017/10	2019/08/06	Toll Control Building	8:15	0		
TMCLKL	HY/2017/10	2019/08/06	Toll Control Building	13:15	0		
TMCLKL	HY/2017/10	2019/08/07	Toll Control Building	8:15	0		
TMCLKL	HY/2017/10	2019/08/07	Toll Control Building	13:15	0		
TMCLKL	HY/2017/10	2019/08/08	Toll Control Building	8:15	0		
TMCLKL	HY/2017/10	2019/08/08	Toll Control Building	13:15	0		
TMCLKL	HY/2017/10	2019/08/09	Toll Control Building	8:15	0		
TMCLKL	HY/2017/10	2019/08/09	Toll Control Building	13:15	0		
TMCLKL	HY/2017/10	2019/08/10	Toll Control Building	8:15	0		
TMCLKL	HY/2017/10	2019/08/10	Toll Control Building	13:15	0		
TMCLKL	HY/2017/10	2019/08/12	Toll Control Building	8:15	0		
TMCLKL	HY/2017/10	2019/08/12	Toll Control Building	13:15	0		
TMCLKL	HY/2017/10	2019/08/13	Toll Control Building	8:15	0		
TMCLKL	HY/2017/10	2019/08/13	Toll Control Building	13:15	0		
TMCLKL	HY/2017/10	2019/08/14	Toll Control Building	8:15	0		
TMCLKL	HY/2017/10	2019/08/14	Toll Control Building	13:15	0		
TMCLKL	HY/2017/10	2019/08/15	Toll Control Building	8:15	0		
TMCLKL	HY/2017/10	2019/08/15	Toll Control Building	13:15	0		
TMCLKL	HY/2017/10	2019/08/16	Toll Control Building	8:15	0		
TMCLKL	HY/2017/10	2019/08/16	Toll Control Building	13:15	0		
TMCLKL	HY/2017/10	2019/08/17	Toll Control Building	8:15	0		
TMCLKL	HY/2017/10	2019/08/17	Toll Control Building	13:15	0		
TMCLKL	HY/2017/10	2019/08/19	Toll Control Building	8:15	0		
TMCLKL	HY/2017/10	2019/08/19	Toll Control Building	13:15	0		
TMCLKL	HY/2017/10	2019/08/20	Toll Control Building	8:15	0		
TMCLKL	HY/2017/10	2019/08/20	Toll Control Building	13:15	0		
TMCLKL	HY/2017/10	2019/08/21	Toll Control Building	8:15	0		
TMCLKL	HY/2017/10	2019/08/21	Toll Control Building	13:15	0		
TMCLKL	HY/2017/10	2019/08/22	Toll Control Building	8:15	0		
TMCLKL	HY/2017/10	2019/08/22	Toll Control Building	13:15	0		
TMCLKL	HY/2017/11	2019/08/23	Toll Control Building	8:15	0		
TMCLKL	HY/2017/12	2019/08/23	Toll Control Building	13:15	0		
TMCLKL	HY/2017/10	2019/08/24	Toll Control Building	8:15	0		
TMCLKL	HY/2017/10	2019/08/24	Toll Control Building	13:15	0		
TMCLKL	HY/2017/10	2019/08/26	Toll Control Building	8:15	0		
TMCLKL	HY/2017/10	2019/08/26	Toll Control Building	13:15	0		
TMCLKL	HY/2017/10	2019/08/27	Toll Control Building	8:15	0		
TMCLKL	HY/2017/10	2019/08/27	Toll Control Building	13:15	0		
TMCLKL	HY/2017/10	2019/08/28	Toll Control Building	8:15	0		
TMCLKL	HY/2017/10	2019/08/28	Toll Control Building	13:15	0		
TMCLKL	HY/2017/10	2019/08/29	Toll Control Building	8:15	0		
TMCLKL	HY/2017/10	2019/08/29	Toll Control Building	13:15	0		
TMCLKL	HY/2017/10	2019/08/30	Toll Control Building	8:15	0		
TMCLKL	HY/2017/10	2019/08/30	Toll Control Building	13:15	0		
TMCLKL	HY/2017/11	2019/08/31	Toll Control Building	8:15	0		
TMCLKL	HY/2017/10	2019/08/31	Toll Control Building	13:15	0		
				Average	0		
				Min.	0		
				Max.	0		

Landfill Gas Monitoring Results on Oxygen Level

Project	Works	Date(yyyy-mm-dd)	Station	Time (hh:mm, 24hour)	Results (%)	Action Level (%)	Limit Level (%)
TMCLKL	HY/2017/10	2019/08/01	Toll Control Building	8:15	20.8	19.0	18.0
TMCLKL	HY/2017/10	2019/08/01	Toll Control Building	13:15	20.9		
TMCLKL	HY/2017/10	2019/08/02	Toll Control Building	8:15	20.8		
TMCLKL	HY/2017/10	2019/08/02	Toll Control Building	13:15	20.9		
TMCLKL	HY/2017/10	2019/08/03	Toll Control Building	8:15	20.9		
TMCLKL	HY/2017/10	2019/08/03	Toll Control Building	13:15	20.9		
TMCLKL	HY/2017/10	2019/08/05	Toll Control Building	8:15	20.9		
TMCLKL	HY/2017/10	2019/08/05	Toll Control Building	13:15	20.9		
TMCLKL	HY/2017/10	2019/08/06	Toll Control Building	8:15	20.9		
TMCLKL	HY/2017/10	2019/08/06	Toll Control Building	13:15	20.9		
TMCLKL	HY/2017/10	2019/08/07	Toll Control Building	8:15	20.9		
TMCLKL	HY/2017/10	2019/08/07	Toll Control Building	13:15	20.9		
TMCLKL	HY/2017/10	2019/08/08	Toll Control Building	8:15	20.9		
TMCLKL	HY/2017/10	2019/08/08	Toll Control Building	13:15	20.9		
TMCLKL	HY/2017/10	2019/08/09	Toll Control Building	8:15	20.9		
TMCLKL	HY/2017/10	2019/08/09	Toll Control Building	13:15	20.9		
TMCLKL	HY/2017/10	2019/08/10	Toll Control Building	8:15	20.9		
TMCLKL	HY/2017/10	2019/08/10	Toll Control Building	13:15	20.9		
TMCLKL	HY/2017/10	2019/08/12	Toll Control Building	8:15	20.9		
TMCLKL	HY/2017/10	2019/08/12	Toll Control Building	13:15	20.8		
TMCLKL	HY/2017/10	2019/08/13	Toll Control Building	8:15	20.9		
TMCLKL	HY/2017/10	2019/08/13	Toll Control Building	13:15	20.9		
TMCLKL	HY/2017/10	2019/08/14	Toll Control Building	8:15	20.9		
TMCLKL	HY/2017/10	2019/08/14	Toll Control Building	13:15	20.9		
TMCLKL	HY/2017/10	2019/08/15	Toll Control Building	8:15	20.9		
TMCLKL	HY/2017/10	2019/08/15	Toll Control Building	13:15	20.9		
TMCLKL	HY/2017/10	2019/08/16	Toll Control Building	8:15	20.9		
TMCLKL	HY/2017/10	2019/08/16	Toll Control Building	13:15	20.8		
TMCLKL	HY/2017/10	2019/08/17	Toll Control Building	8:15	20.9		
TMCLKL	HY/2017/10	2019/08/17	Toll Control Building	13:15	20.9		
TMCLKL	HY/2017/10	2019/08/19	Toll Control Building	8:15	20.9		
TMCLKL	HY/2017/10	2019/08/19	Toll Control Building	13:15	20.9		
TMCLKL	HY/2017/10	2019/08/20	Toll Control Building	8:15	20.8		
TMCLKL	HY/2017/10	2019/08/20	Toll Control Building	13:15	20.8		
TMCLKL	HY/2017/10	2019/08/21	Toll Control Building	8:15	20.9		
TMCLKL	HY/2017/10	2019/08/21	Toll Control Building	13:15	20.9		
TMCLKL	HY/2017/10	2019/08/22	Toll Control Building	8:15	20.9		
TMCLKL	HY/2017/10	2019/08/22	Toll Control Building	13:15	20.9		
TMCLKL	HY/2017/11	2019/08/23	Toll Control Building	8:15	20.9		
TMCLKL	HY/2017/12	2019/08/23	Toll Control Building	13:15	20.9		
TMCLKL	HY/2017/10	2019/08/24	Toll Control Building	8:15	20.9		
TMCLKL	HY/2017/10	2019/08/24	Toll Control Building	13:15	20.9		
TMCLKL	HY/2017/10	2019/08/26	Toll Control Building	8:15	20.8		
TMCLKL	HY/2017/10	2019/08/26	Toll Control Building	13:15	20.9		
TMCLKL	HY/2017/10	2019/08/27	Toll Control Building	8:15	20.9		
TMCLKL	HY/2017/10	2019/08/27	Toll Control Building	13:15	20.9		
TMCLKL	HY/2017/10	2019/08/28	Toll Control Building	8:15	20.9		
TMCLKL	HY/2017/10	2019/08/28	Toll Control Building	13:15	20.9		
TMCLKL	HY/2017/10	2019/08/29	Toll Control Building	8:15	20.9		
TMCLKL	HY/2017/10	2019/08/29	Toll Control Building	13:15	20.9		
TMCLKL	HY/2017/10	2019/08/30	Toll Control Building	8:15	20.8		
TMCLKL	HY/2017/10	2019/08/30	Toll Control Building	13:15	20.8		
TMCLKL	HY/2017/11	2019/08/31	Toll Control Building	8:15	20.9		
TMCLKL	HY/2017/10	2019/08/31	Toll Control Building	13:15	20.9		
				Average	20.9		
				Min.	20.8		
				Max.	20.9		

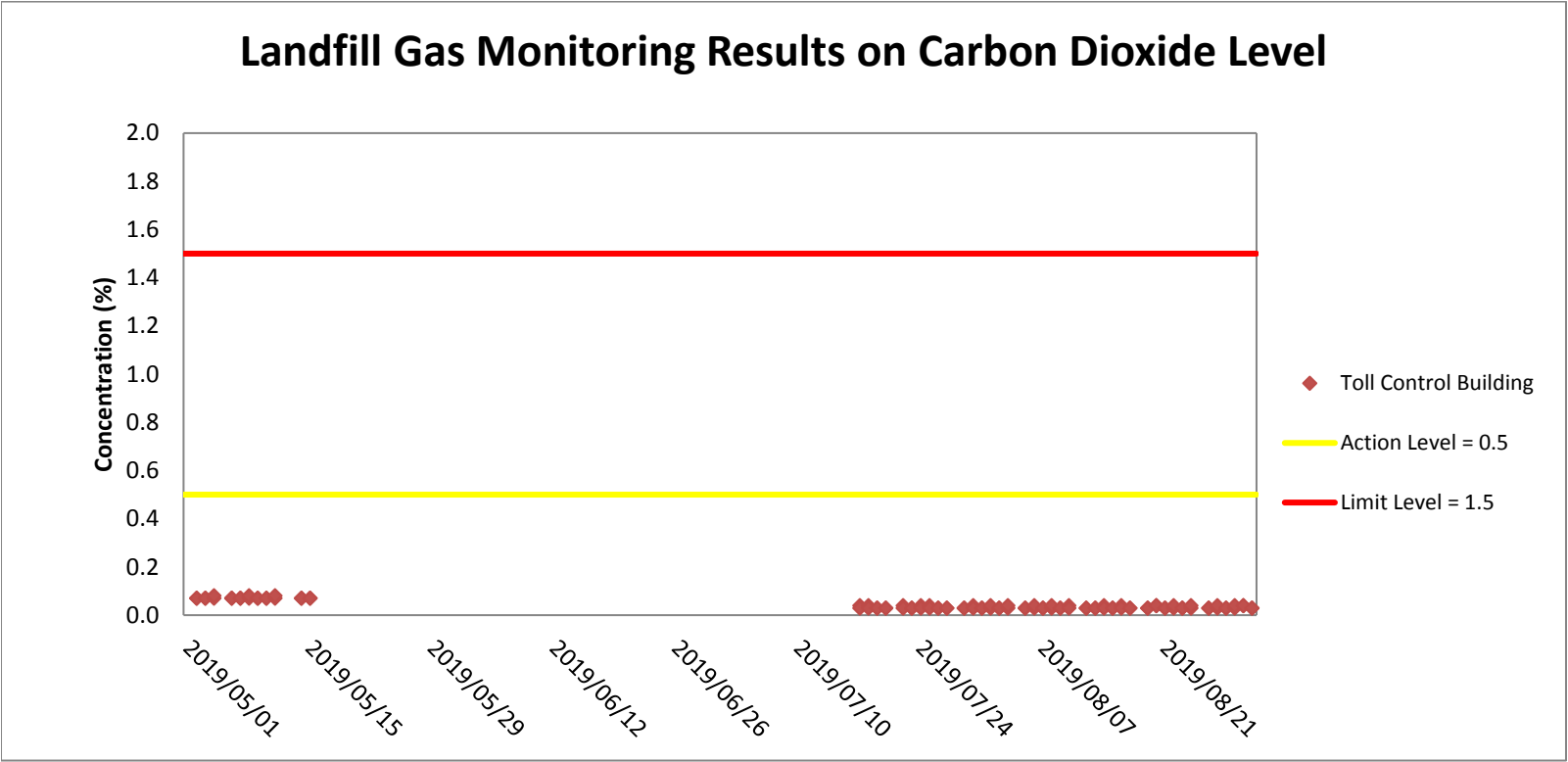
Landfill Gas Monitoring Results on Carbon Dioxide Level

Project	Works	Date(yyyy-mm-dd)	Station	Time (hh:mm, 24hour)	Results (%)	Action Level (%)	Limit Level (%)
TMCLKL	HY/2017/10	2019/08/01	Toll Control Building	8:15	0.03	0.5	1.5
TMCLKL	HY/2017/10	2019/08/01	Toll Control Building	13:15	0.04		
TMCLKL	HY/2017/10	2019/08/02	Toll Control Building	8:15	0.03		
TMCLKL	HY/2017/10	2019/08/02	Toll Control Building	13:15	0.03		
TMCLKL	HY/2017/10	2019/08/03	Toll Control Building	8:15	0.03		
TMCLKL	HY/2017/10	2019/08/03	Toll Control Building	13:15	0.04		
TMCLKL	HY/2017/10	2019/08/05	Toll Control Building	8:15	0.03		
TMCLKL	HY/2017/10	2019/08/05	Toll Control Building	13:15	0.03		
TMCLKL	HY/2017/10	2019/08/06	Toll Control Building	8:15	0.03		
TMCLKL	HY/2017/10	2019/08/06	Toll Control Building	13:15	0.04		
TMCLKL	HY/2017/10	2019/08/07	Toll Control Building	8:15	0.03		
TMCLKL	HY/2017/10	2019/08/07	Toll Control Building	13:15	0.03		
TMCLKL	HY/2017/10	2019/08/08	Toll Control Building	8:15	0.03		
TMCLKL	HY/2017/10	2019/08/08	Toll Control Building	13:15	0.04		
TMCLKL	HY/2017/10	2019/08/09	Toll Control Building	8:15	0.03		
TMCLKL	HY/2017/10	2019/08/09	Toll Control Building	13:15	0.03		
TMCLKL	HY/2017/10	2019/08/10	Toll Control Building	8:15	0.04		
TMCLKL	HY/2017/10	2019/08/10	Toll Control Building	13:15	0.03		
TMCLKL	HY/2017/10	2019/08/12	Toll Control Building	8:15	0.03		
TMCLKL	HY/2017/10	2019/08/12	Toll Control Building	13:15	0.03		
TMCLKL	HY/2017/10	2019/08/13	Toll Control Building	8:15	0.03		
TMCLKL	HY/2017/10	2019/08/13	Toll Control Building	13:15	0.03		
TMCLKL	HY/2017/10	2019/08/14	Toll Control Building	8:15	0.04		
TMCLKL	HY/2017/10	2019/08/14	Toll Control Building	13:15	0.03		
TMCLKL	HY/2017/10	2019/08/15	Toll Control Building	8:15	0.03		
TMCLKL	HY/2017/10	2019/08/15	Toll Control Building	13:15	0.03		
TMCLKL	HY/2017/10	2019/08/16	Toll Control Building	8:15	0.04		
TMCLKL	HY/2017/10	2019/08/16	Toll Control Building	13:15	0.03		
TMCLKL	HY/2017/10	2019/08/17	Toll Control Building	8:15	0.03		
TMCLKL	HY/2017/10	2019/08/17	Toll Control Building	13:15	0.03		
TMCLKL	HY/2017/10	2019/08/19	Toll Control Building	8:15	0.03		
TMCLKL	HY/2017/10	2019/08/19	Toll Control Building	13:15	0.03		
TMCLKL	HY/2017/10	2019/08/20	Toll Control Building	8:15	0.04		
TMCLKL	HY/2017/10	2019/08/20	Toll Control Building	13:15	0.04		
TMCLKL	HY/2017/10	2019/08/21	Toll Control Building	8:15	0.03		
TMCLKL	HY/2017/10	2019/08/21	Toll Control Building	13:15	0.03		
TMCLKL	HY/2017/10	2019/08/22	Toll Control Building	8:15	0.03		
TMCLKL	HY/2017/10	2019/08/22	Toll Control Building	13:15	0.04		
TMCLKL	HY/2017/11	2019/08/23	Toll Control Building	8:15	0.03		
TMCLKL	HY/2017/12	2019/08/23	Toll Control Building	13:15	0.03		
TMCLKL	HY/2017/10	2019/08/24	Toll Control Building	8:15	0.03		
TMCLKL	HY/2017/10	2019/08/24	Toll Control Building	13:15	0.04		
TMCLKL	HY/2017/10	2019/08/26	Toll Control Building	8:15	0.03		
TMCLKL	HY/2017/10	2019/08/26	Toll Control Building	13:15	0.03		
TMCLKL	HY/2017/10	2019/08/27	Toll Control Building	8:15	0.03		
TMCLKL	HY/2017/10	2019/08/27	Toll Control Building	13:15	0.04		
TMCLKL	HY/2017/10	2019/08/28	Toll Control Building	8:15	0.03		
TMCLKL	HY/2017/10	2019/08/28	Toll Control Building	13:15	0.03		
TMCLKL	HY/2017/10	2019/08/29	Toll Control Building	8:15	0.03		
TMCLKL	HY/2017/10	2019/08/29	Toll Control Building	13:15	0.04		
TMCLKL	HY/2017/10	2019/08/30	Toll Control Building	8:15	0.04		
TMCLKL	HY/2017/10	2019/08/30	Toll Control Building	13:15	0.04		
TMCLKL	HY/2017/11	2019/08/31	Toll Control Building	8:15	0.03		
TMCLKL	HY/2017/10	2019/08/31	Toll Control Building	13:15	0.03		
				Average	0.03		
				Min.	0.03		
				Max.	0.04		



Weather condition within the reporting period was sunny to rainy

Major construction works undertaken within the reporting period include Electrical and Mechanical Works and Architectural Builder's Work and Finishes at Toll Control Building, Administration Building, Maintenance Depot, Underpass at C3 area, Kiosk N2 and Tunnel, Electrical and Mechanical Works at Ventilation Plant Room and North Ventilation Room, Building Structure at Fire Services Building, Customs and Excise Building, Satellite Control Building, Kiosk S1 and Toll Booth.



Weather condition within the reporting period was sunny to rainy

Major construction works undertaken within the reporting period include Electrical and Mechanical Works and Architectural Builder's Work and Finishes at Toll Control Building, Administration Building, Maintenance Depot, Underpass at C3 area, Kiosk N2 and Tunnel, Electrical and Mechanical Works at Ventilation Plant Room and North Ventilation Room, Building Structure at Fire Services Building, Customs and Excise Building, Satellite Control Building, Kiosk S1 and Toll Booth.