

Appendix H

Landfill Gas Monitoring  
Results and Graphical  
Presentation

**Landfill Gas Monitoring Results on Methane Level**

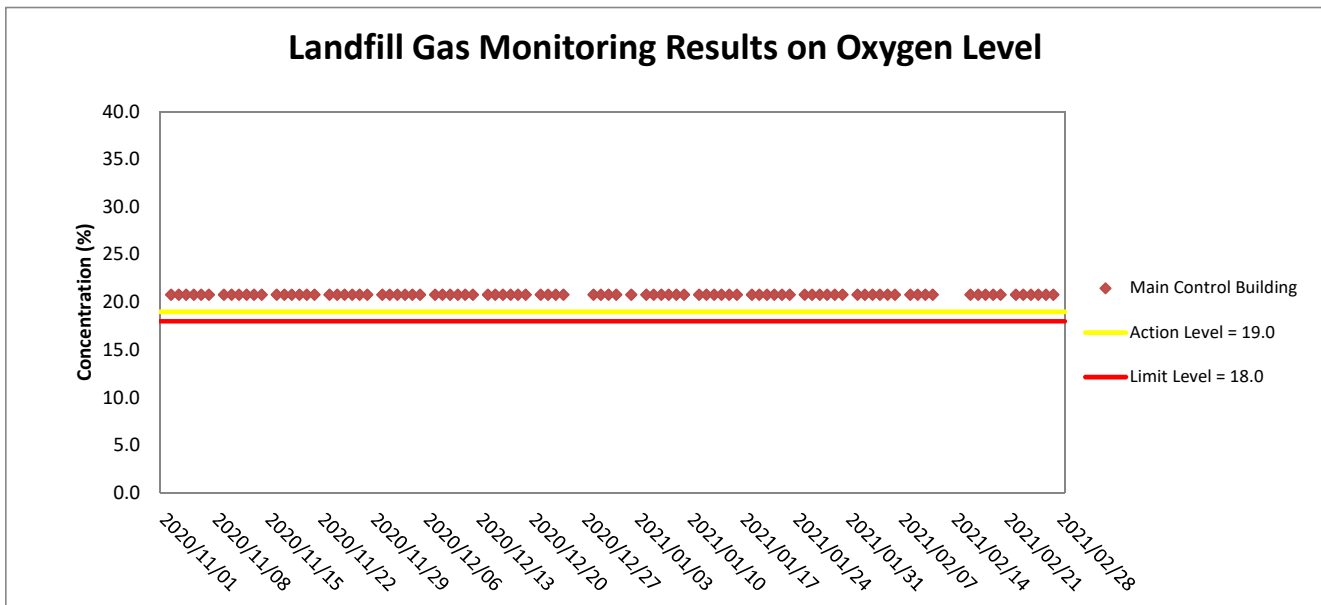
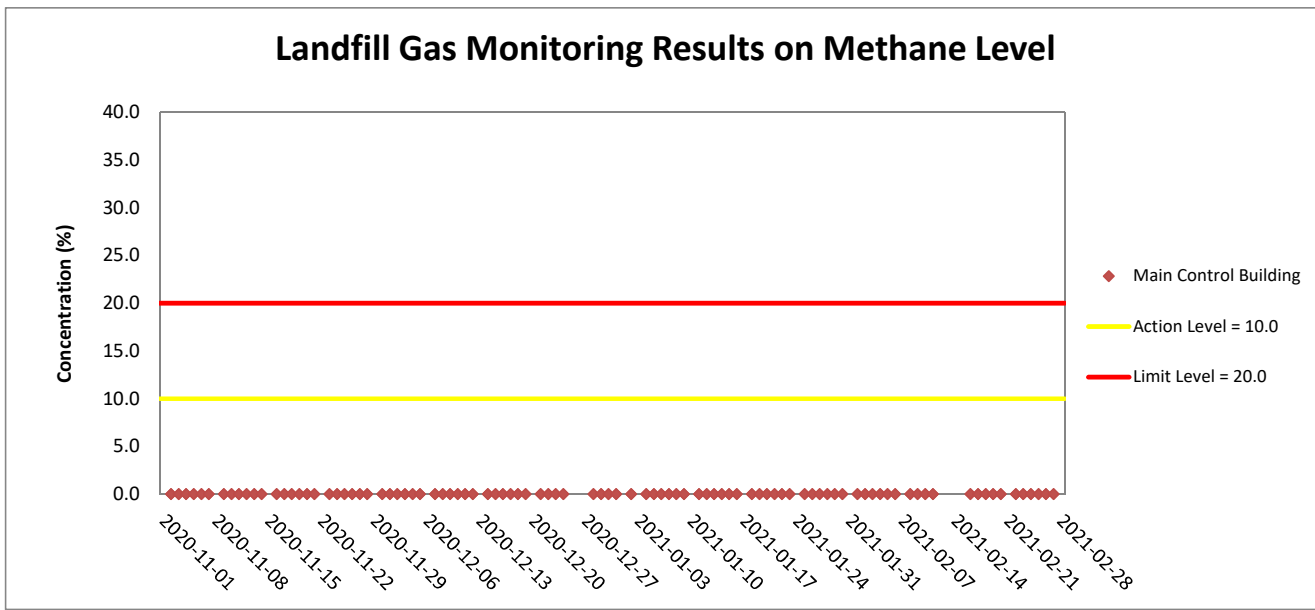
Project	Works	Date(yyyy-mm-dd)	Monitoring Location	Time (hh:mm, 24hour)	Results (%)	Action Level (%)	Limit Level (%)
TMCLKL	HY/2017/10	2021-02-01	Main Control Building	8:15	0	10.0	20.0
TMCLKL	HY/2017/10	2021-02-01	Main Control Building	13:15	0		
TMCLKL	HY/2017/10	2021-02-02	Main Control Building	8:15	0		
TMCLKL	HY/2017/10	2021-02-02	Main Control Building	13:15	0		
TMCLKL	HY/2017/10	2021-02-03	Main Control Building	8:15	0		
TMCLKL	HY/2017/10	2021-02-03	Main Control Building	13:15	0		
TMCLKL	HY/2017/10	2021-02-04	Main Control Building	8:15	0		
TMCLKL	HY/2017/10	2021-02-04	Main Control Building	13:15	0		
TMCLKL	HY/2017/10	2021-02-05	Main Control Building	8:15	0		
TMCLKL	HY/2017/10	2021-02-05	Main Control Building	13:15	0		
TMCLKL	HY/2017/10	2021-02-06	Main Control Building	8:15	0		
TMCLKL	HY/2017/10	2021-02-06	Main Control Building	13:15	0		
TMCLKL	HY/2017/10	2021-02-08	Main Control Building	8:15	0		
TMCLKL	HY/2017/10	2021-02-08	Main Control Building	13:15	0		
TMCLKL	HY/2017/10	2021-02-09	Main Control Building	8:15	0		
TMCLKL	HY/2017/10	2021-02-09	Main Control Building	13:15	0		
TMCLKL	HY/2017/10	2021-02-10	Main Control Building	8:15	0		
TMCLKL	HY/2017/10	2021-02-10	Main Control Building	13:15	0		
TMCLKL	HY/2017/10	2021-02-11	Main Control Building	8:15	0		
TMCLKL	HY/2017/10	2021-02-11	Main Control Building	13:15	0		
TMCLKL	HY/2017/10	2021-02-16	Main Control Building	8:15	0		
TMCLKL	HY/2017/10	2021-02-16	Main Control Building	13:15	0		
TMCLKL	HY/2017/10	2021-02-17	Main Control Building	8:15	0		
TMCLKL	HY/2017/10	2021-02-17	Main Control Building	13:15	0		
TMCLKL	HY/2017/10	2021-02-18	Main Control Building	8:15	0		
TMCLKL	HY/2017/10	2021-02-18	Main Control Building	13:15	0		
TMCLKL	HY/2017/10	2021-02-19	Main Control Building	8:15	0		
TMCLKL	HY/2017/10	2021-02-19	Main Control Building	13:15	0		
TMCLKL	HY/2017/10	2021-02-20	Main Control Building	8:15	0		
TMCLKL	HY/2017/10	2021-02-20	Main Control Building	13:15	0		
TMCLKL	HY/2017/10	2021-02-22	Main Control Building	8:15	0		
TMCLKL	HY/2017/10	2021-02-22	Main Control Building	13:15	0		
TMCLKL	HY/2017/10	2021-02-23	Main Control Building	8:15	0		
TMCLKL	HY/2017/10	2021-02-23	Main Control Building	13:15	0		
TMCLKL	HY/2017/10	2021-02-24	Main Control Building	8:15	0		
TMCLKL	HY/2017/10	2021-02-24	Main Control Building	13:15	0		
TMCLKL	HY/2017/10	2021-02-25	Main Control Building	8:15	0		
TMCLKL	HY/2017/10	2021-02-25	Main Control Building	13:15	0		
TMCLKL	HY/2017/10	2021-02-26	Main Control Building	8:15	0		
TMCLKL	HY/2017/10	2021-02-26	Main Control Building	13:15	0		
TMCLKL	HY/2017/10	2021-02-27	Main Control Building	8:15	0		
TMCLKL	HY/2017/10	2021-02-27	Main Control Building	13:15	0		
				Average	0		
				Min.	0		
				Max.	0		

**Landfill Gas Monitoring Results on Oxygen Level**

Project	Works	Date(yyyy-mm-dd)	Station	Time (hh:mm, 24hour)	Results (%)	Action Level (%)	Limit Level (%)
TMCLKL	HY/2017/10	2021-02-01	Main Control Building	8:15	20.8	19.0	18.0
TMCLKL	HY/2017/10	2021-02-01	Main Control Building	13:15	20.8		
TMCLKL	HY/2017/10	2021-02-02	Main Control Building	8:15	20.8		
TMCLKL	HY/2017/10	2021-02-02	Main Control Building	13:15	20.8		
TMCLKL	HY/2017/10	2021-02-03	Main Control Building	8:15	20.8		
TMCLKL	HY/2017/10	2021-02-03	Main Control Building	13:15	20.8		
TMCLKL	HY/2017/10	2021-02-04	Main Control Building	8:15	20.8		
TMCLKL	HY/2017/10	2021-02-04	Main Control Building	13:15	20.8		
TMCLKL	HY/2017/10	2021-02-05	Main Control Building	8:15	20.8		
TMCLKL	HY/2017/10	2021-02-05	Main Control Building	13:15	20.8		
TMCLKL	HY/2017/10	2021-02-06	Main Control Building	8:15	20.8		
TMCLKL	HY/2017/10	2021-02-06	Main Control Building	13:15	20.8		
TMCLKL	HY/2017/10	2021-02-08	Main Control Building	8:15	20.8		
TMCLKL	HY/2017/10	2021-02-08	Main Control Building	13:15	20.8		
TMCLKL	HY/2017/10	2021-02-09	Main Control Building	8:15	20.8		
TMCLKL	HY/2017/10	2021-02-09	Main Control Building	13:15	20.8		
TMCLKL	HY/2017/10	2021-02-10	Main Control Building	8:15	20.8		
TMCLKL	HY/2017/10	2021-02-10	Main Control Building	13:15	20.8		
TMCLKL	HY/2017/10	2021-02-11	Main Control Building	8:15	20.8		
TMCLKL	HY/2017/10	2021-02-11	Main Control Building	13:15	20.8		
TMCLKL	HY/2017/10	2021-02-16	Main Control Building	8:15	20.8		
TMCLKL	HY/2017/10	2021-02-16	Main Control Building	13:15	20.8		
TMCLKL	HY/2017/10	2021-02-17	Main Control Building	8:15	20.8		
TMCLKL	HY/2017/10	2021-02-17	Main Control Building	13:15	20.8		
TMCLKL	HY/2017/10	2021-02-18	Main Control Building	8:15	20.8		
TMCLKL	HY/2017/10	2021-02-18	Main Control Building	13:15	20.8		
TMCLKL	HY/2017/10	2021-02-19	Main Control Building	8:15	20.8		
TMCLKL	HY/2017/10	2021-02-19	Main Control Building	13:15	20.8		
TMCLKL	HY/2017/10	2021-02-20	Main Control Building	8:15	20.8		
TMCLKL	HY/2017/10	2021-02-20	Main Control Building	13:15	20.8		
TMCLKL	HY/2017/10	2021-02-22	Main Control Building	8:15	20.8		
TMCLKL	HY/2017/10	2021-02-22	Main Control Building	13:15	20.8		
TMCLKL	HY/2017/10	2021-02-23	Main Control Building	8:15	20.8		
TMCLKL	HY/2017/10	2021-02-23	Main Control Building	13:15	20.8		
TMCLKL	HY/2017/10	2021-02-24	Main Control Building	8:15	20.8		
TMCLKL	HY/2017/10	2021-02-24	Main Control Building	13:15	20.8		
TMCLKL	HY/2017/10	2021-02-25	Main Control Building	8:15	20.8		
TMCLKL	HY/2017/10	2021-02-25	Main Control Building	13:15	20.8		
TMCLKL	HY/2017/10	2021-02-26	Main Control Building	8:15	20.8		
TMCLKL	HY/2017/10	2021-02-26	Main Control Building	13:15	20.8		
TMCLKL	HY/2017/10	2021-02-27	Main Control Building	8:15	20.8		
TMCLKL	HY/2017/10	2021-02-27	Main Control Building	13:15	20.8		
				Average	20.8		
				Min.	20.8		
				Max.	20.8		

**Landfill Gas Monitoring Results on Carbon Dioxide Level**

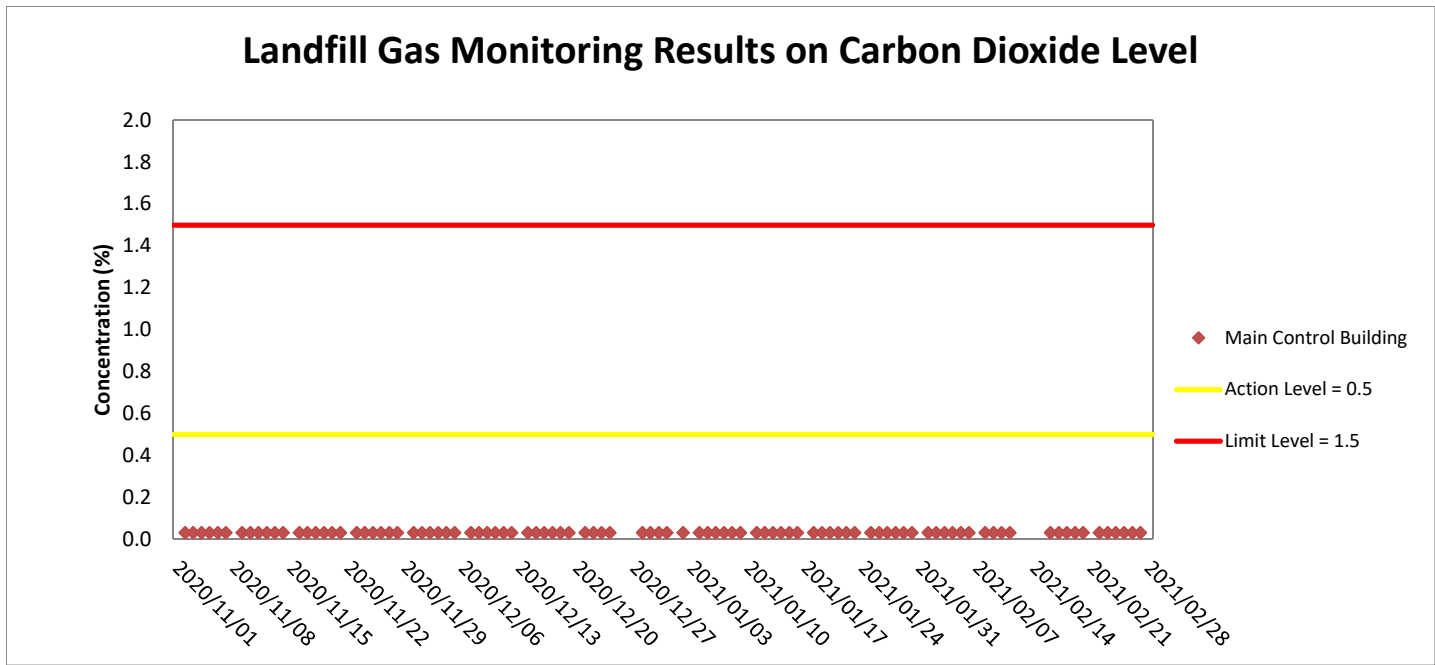
Project	Works	Date(yyyy-mm-dd)	Station	Time (hh:mm, 24hour)	Results (%)	Action Level (%)	Limit Level (%)
TMCLKL	HY/2017/10	2021-02-01	Main Control Building	8:15	0.03	0.5	1.5
TMCLKL	HY/2017/10	2021-02-01	Main Control Building	13:15	0.03		
TMCLKL	HY/2017/10	2021-02-02	Main Control Building	8:15	0.03		
TMCLKL	HY/2017/10	2021-02-02	Main Control Building	13:15	0.03		
TMCLKL	HY/2017/10	2021-02-03	Main Control Building	8:15	0.03		
TMCLKL	HY/2017/10	2021-02-03	Main Control Building	13:15	0.03		
TMCLKL	HY/2017/10	2021-02-04	Main Control Building	8:15	0.03		
TMCLKL	HY/2017/10	2021-02-04	Main Control Building	13:15	0.03		
TMCLKL	HY/2017/10	2021-02-05	Main Control Building	8:15	0.03		
TMCLKL	HY/2017/10	2021-02-05	Main Control Building	13:15	0.03		
TMCLKL	HY/2017/10	2021-02-06	Main Control Building	8:15	0.03		
TMCLKL	HY/2017/10	2021-02-06	Main Control Building	13:15	0.03		
TMCLKL	HY/2017/10	2021-02-08	Main Control Building	8:15	0.03		
TMCLKL	HY/2017/10	2021-02-08	Main Control Building	13:15	0.03		
TMCLKL	HY/2017/10	2021-02-09	Main Control Building	8:15	0.03		
TMCLKL	HY/2017/10	2021-02-09	Main Control Building	13:15	0.03		
TMCLKL	HY/2017/10	2021-02-10	Main Control Building	8:15	0.03		
TMCLKL	HY/2017/10	2021-02-10	Main Control Building	13:15	0.03		
TMCLKL	HY/2017/10	2021-02-11	Main Control Building	8:15	0.03		
TMCLKL	HY/2017/10	2021-02-11	Main Control Building	13:15	0.03		
TMCLKL	HY/2017/10	2021-02-16	Main Control Building	8:15	0.03		
TMCLKL	HY/2017/10	2021-02-16	Main Control Building	13:15	0.03		
TMCLKL	HY/2017/10	2021-02-17	Main Control Building	8:15	0.03		
TMCLKL	HY/2017/10	2021-02-17	Main Control Building	13:15	0.03		
TMCLKL	HY/2017/10	2021-02-18	Main Control Building	8:15	0.03		
TMCLKL	HY/2017/10	2021-02-18	Main Control Building	13:15	0.03		
TMCLKL	HY/2017/10	2021-02-19	Main Control Building	8:15	0.03		
TMCLKL	HY/2017/10	2021-02-19	Main Control Building	13:15	0.03		
TMCLKL	HY/2017/10	2021-02-20	Main Control Building	8:15	0.03		
TMCLKL	HY/2017/10	2021-02-20	Main Control Building	13:15	0.03		
TMCLKL	HY/2017/10	2021-02-22	Main Control Building	8:15	0.03		
TMCLKL	HY/2017/10	2021-02-22	Main Control Building	13:15	0.03		
TMCLKL	HY/2017/10	2021-02-23	Main Control Building	8:15	0.03		
TMCLKL	HY/2017/10	2021-02-23	Main Control Building	13:15	0.03		
TMCLKL	HY/2017/10	2021-02-24	Main Control Building	8:15	0.03		
TMCLKL	HY/2017/10	2021-02-24	Main Control Building	13:15	0.03		
TMCLKL	HY/2017/10	2021-02-25	Main Control Building	8:15	0.03		
TMCLKL	HY/2017/10	2021-02-25	Main Control Building	13:15	0.03		
TMCLKL	HY/2017/10	2021-02-26	Main Control Building	8:15	0.03		
TMCLKL	HY/2017/10	2021-02-26	Main Control Building	13:15	0.03		
TMCLKL	HY/2017/10	2021-02-27	Main Control Building	8:15	0.03		
TMCLKL	HY/2017/10	2021-02-27	Main Control Building	13:15	0.03		
				Average	0.03		
				Min.	0.03		
				Max.	0.03		



Weather condition within the reporting period was sunny to rainy

Major construction works undertaken within the reporting period include

- ABWF Works and Handover Inspection at Fire Services Department Building;
- E&M works, Final finishing works and Handover Inspection at Customs and Excise Department Building



Weather condition within the reporting period was sunny to rainy

Major construction works undertaken within the reporting period include

- ABWF Works and Handover Inspection at Fire Services Department Building;
- E&M works, Final finishing works and Handover Inspection at Customs and Excise Department Building