

Appendix H

Landfill Gas Monitoring
Results and Graphical
Presentation

Landfill Gas Monitoring Results on Methane Level

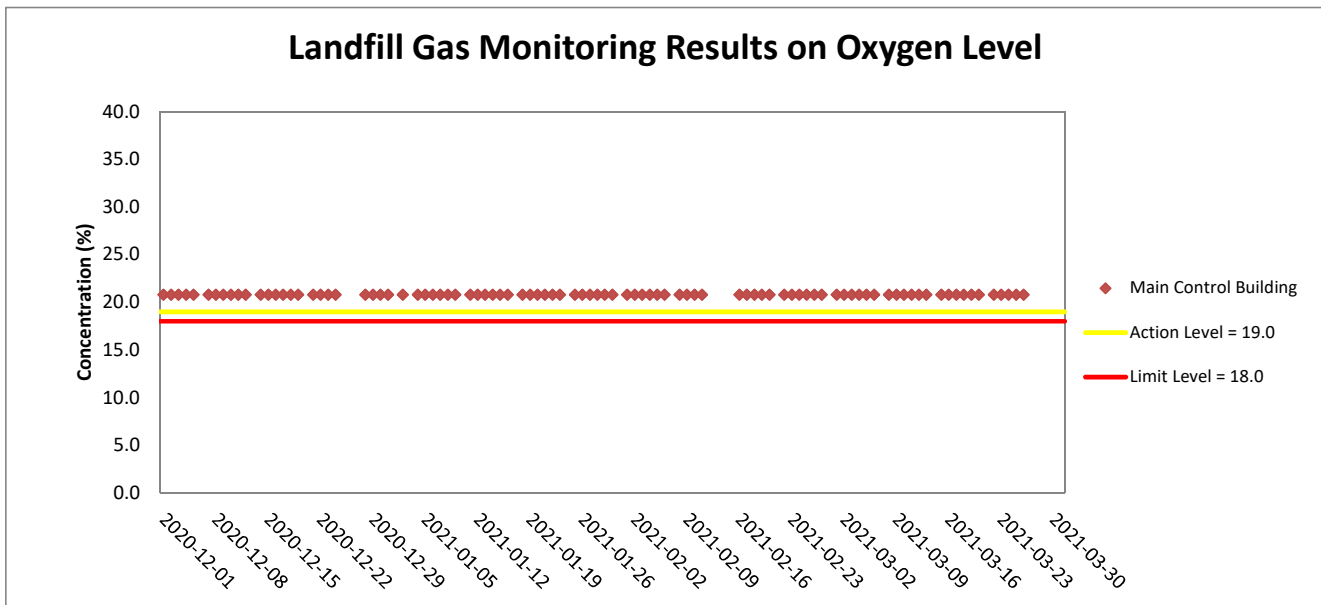
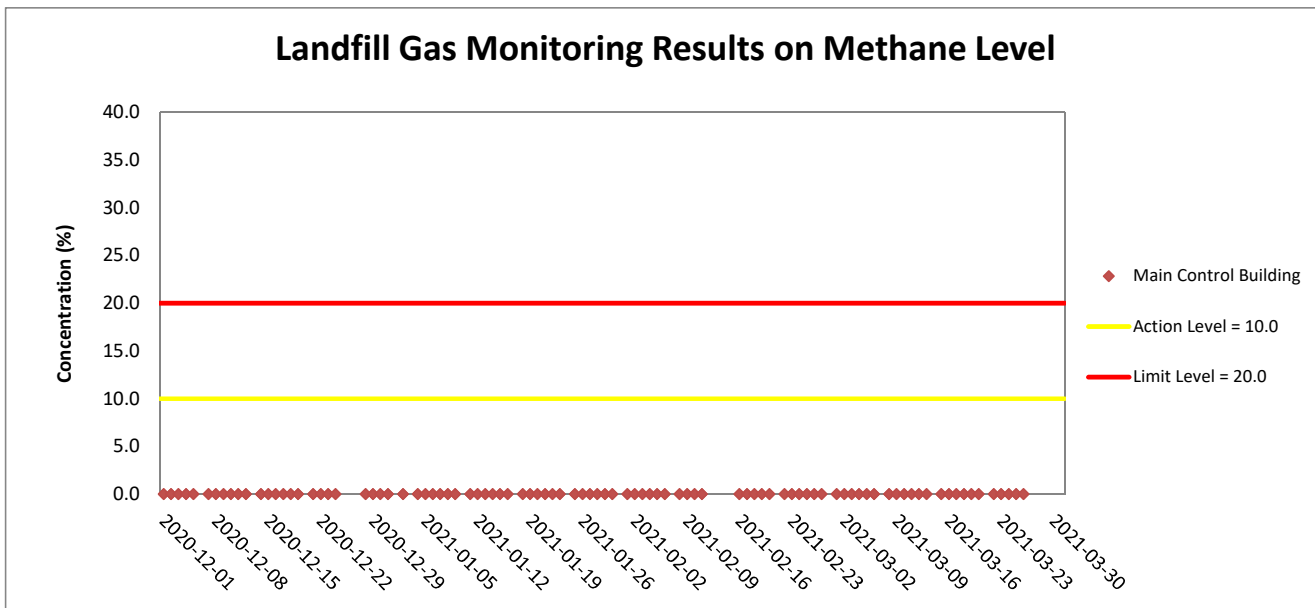
Project	Works	Date(yyyy-mm-dd)	Monitoring Location	Time (hh:mm, 24hour)	Results (%)	Action Level (%)	Limit Level (%)		
TMCLKL	HY/2017/10	2021-03-01	Main Control Building	8:15	0	10.0	20.0		
TMCLKL	HY/2017/10	2021-03-01	Main Control Building	13:15	0				
TMCLKL	HY/2017/10	2021-03-02	Main Control Building	8:15	0				
TMCLKL	HY/2017/10	2021-03-02	Main Control Building	13:15	0				
TMCLKL	HY/2017/10	2021-03-03	Main Control Building	8:15	0				
TMCLKL	HY/2017/10	2021-03-03	Main Control Building	13:15	0				
TMCLKL	HY/2017/10	2021-03-04	Main Control Building	8:15	0				
TMCLKL	HY/2017/10	2021-03-04	Main Control Building	13:15	0				
TMCLKL	HY/2017/10	2021-03-05	Main Control Building	8:15	0				
TMCLKL	HY/2017/10	2021-03-05	Main Control Building	13:15	0				
TMCLKL	HY/2017/10	2021-03-06	Main Control Building	8:15	0				
TMCLKL	HY/2017/10	2021-03-06	Main Control Building	13:15	0				
TMCLKL	HY/2017/10	2021-03-08	Main Control Building	8:15	0				
TMCLKL	HY/2017/10	2021-03-08	Main Control Building	13:15	0				
TMCLKL	HY/2017/10	2021-03-09	Main Control Building	8:15	0				
TMCLKL	HY/2017/10	2021-03-09	Main Control Building	13:15	0				
TMCLKL	HY/2017/10	2021-03-10	Main Control Building	8:15	0				
TMCLKL	HY/2017/10	2021-03-10	Main Control Building	13:15	0				
TMCLKL	HY/2017/10	2021-03-11	Main Control Building	8:15	0				
TMCLKL	HY/2017/10	2021-03-11	Main Control Building	13:15	0				
TMCLKL	HY/2017/10	2021-03-12	Main Control Building	8:15	0				
TMCLKL	HY/2017/10	2021-03-12	Main Control Building	13:15	0				
TMCLKL	HY/2017/10	2021-03-13	Main Control Building	8:15	0				
TMCLKL	HY/2017/10	2021-03-13	Main Control Building	13:15	0				
TMCLKL	HY/2017/10	2021-03-15	Main Control Building	8:15	0				
TMCLKL	HY/2017/10	2021-03-15	Main Control Building	13:15	0				
TMCLKL	HY/2017/10	2021-03-16	Main Control Building	8:15	0				
TMCLKL	HY/2017/10	2021-03-16	Main Control Building	13:15	0				
TMCLKL	HY/2017/10	2021-03-17	Main Control Building	8:15	0				
TMCLKL	HY/2017/10	2021-03-17	Main Control Building	13:15	0				
TMCLKL	HY/2017/10	2021-03-18	Main Control Building	8:15	0				
TMCLKL	HY/2017/10	2021-03-18	Main Control Building	13:15	0				
TMCLKL	HY/2017/10	2021-03-19	Main Control Building	8:15	0				
TMCLKL	HY/2017/10	2021-03-19	Main Control Building	13:15	0				
TMCLKL	HY/2017/10	2021-03-20	Main Control Building	8:15	0				
TMCLKL	HY/2017/10	2021-03-20	Main Control Building	13:15	0				
TMCLKL	HY/2017/10	2021-03-22	Main Control Building	8:15	0				
TMCLKL	HY/2017/10	2021-03-22	Main Control Building	13:15	0				
TMCLKL	HY/2017/10	2021-03-23	Main Control Building	8:15	0				
TMCLKL	HY/2017/10	2021-03-23	Main Control Building	13:15	0				
TMCLKL	HY/2017/10	2021-03-24	Main Control Building	8:15	0				
TMCLKL	HY/2017/10	2021-03-24	Main Control Building	13:15	0				
TMCLKL	HY/2017/10	2021-03-25	Main Control Building	8:15	0				
TMCLKL	HY/2017/10	2021-03-25	Main Control Building	13:15	0				
TMCLKL	HY/2017/10	2021-03-26	Main Control Building	8:15	0				
TMCLKL	HY/2017/10	2021-03-26	Main Control Building	13:15	0				
				Average	0				
				Min.	0				
				Max.	0				

Landfill Gas Monitoring Results on Oxygen Level

Project	Works	Date(yyyy-mm-dd)	Station	Time (hh:mm, 24hour)	Results (%)	Action Level (%)	Limit Level (%)		
TMCLKL	HY/2017/10	2021-03-01	Main Control Building	8:15	20.8	19.0	18.0		
TMCLKL	HY/2017/10	2021-03-01	Main Control Building	13:15	20.8				
TMCLKL	HY/2017/10	2021-03-02	Main Control Building	8:15	20.8				
TMCLKL	HY/2017/10	2021-03-02	Main Control Building	13:15	20.8				
TMCLKL	HY/2017/10	2021-03-03	Main Control Building	8:15	20.8				
TMCLKL	HY/2017/10	2021-03-03	Main Control Building	13:15	20.8				
TMCLKL	HY/2017/10	2021-03-04	Main Control Building	8:15	20.8				
TMCLKL	HY/2017/10	2021-03-04	Main Control Building	13:15	20.8				
TMCLKL	HY/2017/10	2021-03-05	Main Control Building	8:15	20.8				
TMCLKL	HY/2017/10	2021-03-05	Main Control Building	13:15	20.8				
TMCLKL	HY/2017/10	2021-03-06	Main Control Building	8:15	20.8				
TMCLKL	HY/2017/10	2021-03-06	Main Control Building	13:15	20.8				
TMCLKL	HY/2017/10	2021-03-08	Main Control Building	8:15	20.8				
TMCLKL	HY/2017/10	2021-03-08	Main Control Building	13:15	20.8				
TMCLKL	HY/2017/10	2021-03-09	Main Control Building	8:15	20.8				
TMCLKL	HY/2017/10	2021-03-09	Main Control Building	13:15	20.8				
TMCLKL	HY/2017/10	2021-03-10	Main Control Building	8:15	20.8				
TMCLKL	HY/2017/10	2021-03-10	Main Control Building	13:15	20.8				
TMCLKL	HY/2017/10	2021-03-11	Main Control Building	8:15	20.8				
TMCLKL	HY/2017/10	2021-03-11	Main Control Building	13:15	20.8				
TMCLKL	HY/2017/10	2021-03-12	Main Control Building	8:15	20.8				
TMCLKL	HY/2017/10	2021-03-12	Main Control Building	13:15	20.8				
TMCLKL	HY/2017/10	2021-03-13	Main Control Building	8:15	20.8				
TMCLKL	HY/2017/10	2021-03-13	Main Control Building	13:15	20.8				
TMCLKL	HY/2017/10	2021-03-15	Main Control Building	8:15	20.8				
TMCLKL	HY/2017/10	2021-03-15	Main Control Building	13:15	20.8				
TMCLKL	HY/2017/10	2021-03-16	Main Control Building	8:15	20.8				
TMCLKL	HY/2017/10	2021-03-16	Main Control Building	13:15	20.8				
TMCLKL	HY/2017/10	2021-03-17	Main Control Building	8:15	20.8				
TMCLKL	HY/2017/10	2021-03-17	Main Control Building	13:15	20.8				
TMCLKL	HY/2017/10	2021-03-18	Main Control Building	8:15	20.8				
TMCLKL	HY/2017/10	2021-03-18	Main Control Building	13:15	20.8				
TMCLKL	HY/2017/10	2021-03-19	Main Control Building	8:15	20.8				
TMCLKL	HY/2017/10	2021-03-19	Main Control Building	13:15	20.8				
TMCLKL	HY/2017/10	2021-03-20	Main Control Building	8:15	20.8				
TMCLKL	HY/2017/10	2021-03-20	Main Control Building	13:15	20.8				
TMCLKL	HY/2017/10	2021-03-22	Main Control Building	8:15	20.8				
TMCLKL	HY/2017/10	2021-03-22	Main Control Building	13:15	20.8				
TMCLKL	HY/2017/10	2021-03-23	Main Control Building	8:15	20.8				
TMCLKL	HY/2017/10	2021-03-23	Main Control Building	13:15	20.8				
TMCLKL	HY/2017/10	2021-03-24	Main Control Building	8:15	20.8				
TMCLKL	HY/2017/10	2021-03-24	Main Control Building	13:15	20.8				
TMCLKL	HY/2017/10	2021-03-25	Main Control Building	8:15	20.8				
TMCLKL	HY/2017/10	2021-03-25	Main Control Building	13:15	20.8				
TMCLKL	HY/2017/10	2021-03-26	Main Control Building	8:15	20.8				
TMCLKL	HY/2017/10	2021-03-26	Main Control Building	13:15	20.8				
				Average	20.8				
				Min.	20.8				
				Max.	20.8				

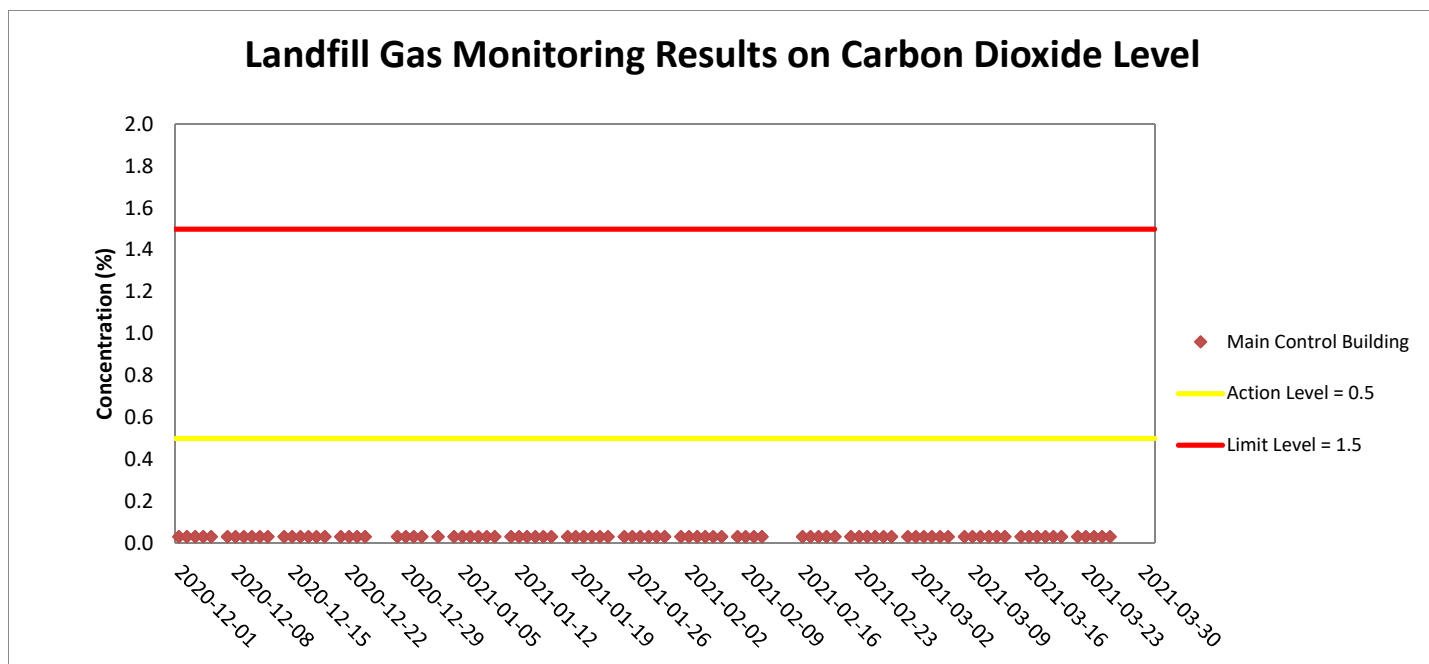
Landfill Gas Monitoring Results on Carbon Dioxide Level

Project	Works	Date(yyyy-mm-dd)	Station	Time (hh:mm, 24hour)	Results (%)	Action Level (%)	Limit Level (%)
TMCLKL	HY/2017/10	2021-03-01	Main Control Building	8:15	0.03	0.5	1.5
TMCLKL	HY/2017/10	2021-03-01	Main Control Building	13:15	0.03		
TMCLKL	HY/2017/10	2021-03-02	Main Control Building	8:15	0.03		
TMCLKL	HY/2017/10	2021-03-02	Main Control Building	13:15	0.03		
TMCLKL	HY/2017/10	2021-03-03	Main Control Building	8:15	0.03		
TMCLKL	HY/2017/10	2021-03-03	Main Control Building	13:15	0.03		
TMCLKL	HY/2017/10	2021-03-04	Main Control Building	8:15	0.03		
TMCLKL	HY/2017/10	2021-03-04	Main Control Building	13:15	0.03		
TMCLKL	HY/2017/10	2021-03-05	Main Control Building	8:15	0.03		
TMCLKL	HY/2017/10	2021-03-05	Main Control Building	13:15	0.03		
TMCLKL	HY/2017/10	2021-03-06	Main Control Building	8:15	0.03		
TMCLKL	HY/2017/10	2021-03-06	Main Control Building	13:15	0.03		
TMCLKL	HY/2017/10	2021-03-08	Main Control Building	8:15	0.03		
TMCLKL	HY/2017/10	2021-03-08	Main Control Building	13:15	0.03		
TMCLKL	HY/2017/10	2021-03-09	Main Control Building	8:15	0.03		
TMCLKL	HY/2017/10	2021-03-09	Main Control Building	13:15	0.03		
TMCLKL	HY/2017/10	2021-03-10	Main Control Building	8:15	0.03		
TMCLKL	HY/2017/10	2021-03-10	Main Control Building	13:15	0.03		
TMCLKL	HY/2017/10	2021-03-11	Main Control Building	8:15	0.03		
TMCLKL	HY/2017/10	2021-03-11	Main Control Building	13:15	0.03		
TMCLKL	HY/2017/10	2021-03-12	Main Control Building	8:15	0.03		
TMCLKL	HY/2017/10	2021-03-12	Main Control Building	13:15	0.03		
TMCLKL	HY/2017/10	2021-03-13	Main Control Building	8:15	0.03		
TMCLKL	HY/2017/10	2021-03-13	Main Control Building	13:15	0.03		
TMCLKL	HY/2017/10	2021-03-15	Main Control Building	8:15	0.03		
TMCLKL	HY/2017/10	2021-03-15	Main Control Building	13:15	0.03		
TMCLKL	HY/2017/10	2021-03-16	Main Control Building	8:15	0.03		
TMCLKL	HY/2017/10	2021-03-16	Main Control Building	13:15	0.03		
TMCLKL	HY/2017/10	2021-03-17	Main Control Building	8:15	0.03		
TMCLKL	HY/2017/10	2021-03-17	Main Control Building	13:15	0.03		
TMCLKL	HY/2017/10	2021-03-18	Main Control Building	8:15	0.03		
TMCLKL	HY/2017/10	2021-03-18	Main Control Building	13:15	0.03		
TMCLKL	HY/2017/10	2021-03-19	Main Control Building	8:15	0.03		
TMCLKL	HY/2017/10	2021-03-19	Main Control Building	13:15	0.03		
TMCLKL	HY/2017/10	2021-03-20	Main Control Building	8:15	0.03		
TMCLKL	HY/2017/10	2021-03-20	Main Control Building	13:15	0.03		
TMCLKL	HY/2017/10	2021-03-22	Main Control Building	8:15	0.03		
TMCLKL	HY/2017/10	2021-03-22	Main Control Building	13:15	0.03		
TMCLKL	HY/2017/10	2021-03-23	Main Control Building	8:15	0.03		
TMCLKL	HY/2017/10	2021-03-23	Main Control Building	13:15	0.03		
TMCLKL	HY/2017/10	2021-03-24	Main Control Building	8:15	0.03		
TMCLKL	HY/2017/10	2021-03-24	Main Control Building	13:15	0.03		
TMCLKL	HY/2017/10	2021-03-25	Main Control Building	8:15	0.03		
TMCLKL	HY/2017/10	2021-03-25	Main Control Building	13:15	0.03		
TMCLKL	HY/2017/10	2021-03-26	Main Control Building	8:15	0.03		
TMCLKL	HY/2017/10	2021-03-26	Main Control Building	13:15	0.03		
				Average	0.03		
				Min.	0.03		
				Max.	0.03		



Weather condition within the reporting period was sunny to rainy
 Major construction works undertaken within the reporting period include

- Minor work at Fire Services Department Building;
- Minor work at Customs and Excise Department Building;
- Minor work at Kiosk N1, Kiosk N2 and Kiosk S2



Weather condition within the reporting period was sunny to rainy

Major construction works undertaken within the reporting period include

- *Minor work at Fire Services Department Building;*
- *Minor work at Customs and Excise Department Building;*
- *Minor work at Kiosk N1, Kiosk N2 and Kiosk S2*